



Tria & Tria+ Production Server • Software Release Notes

Welcome to the Tria and Tria+ Release Notes. Please read this document to find important information on areas of Tria and Tria+ that may not be covered in the Getting Started Guide or the User Help system.

CONTENTS

VERSION HISTORY	2	VERSION 7.1.11 – AUGUST 2020.....	25
VERSION 9.3.5 – DECEMBER 2025.....	2	VERSION 7.1.10 – MARCH 2020	25
VERSION 9.3.4 – DECEMBER 2025.....	2	VERSION 7.1.7 THROUGH VERSION 7.1.9.....	26
VERSION 9.3.3 – FEBRUARY 2025	2	VERSION 7.1.6 – AUGUST 2020.....	26
VERSION 9.3.2 – NOVEMBER 2024	3	VERSION 7.1.5 – NOVEMBER 2019	26
VERSION 9.3.1 – SEPTEMBER 2024	4	VERSION 7.1.4 – NOVEMBER 2019	26
VERSION 9.3.0 – AUGUST 2024.....	4	VERSION 7.1.3 – OCTOBER 2019	27
VERSION 9.2.4 – JULY 2024	8	KNOWN ISSUES	28
VERSION 9.2.3 – (SKIPPED).....	9	VERSION 9.3.3 – FEBRUARY 2025	28
VERSION 9.2.2 – JUNE 2024.....	9	VERSION 9.3.2 – NOVEMBER 2024	28
VERSION 9.2.1 – MARCH 2024.....	10	VERSION 9.3.1 – SEPTEMBER 2024.....	28
VERSION 9.2.0 – NOVEMBER 2023.....	11	VERSION 9.3.0 – AUGUST 2024.....	28
VERSION 9.1.0 – (SKIPPED).....	16	VERSION 9.2.4 – JULY 2024.....	28
VERSION 9.0.2 – AUGUST 2023.....	16	VERSION 9.2.3 (SKIPPED).....	28
VERSION 9.0.1 – (SKIPPED).....	17	VERSION 9.2.2 – JUNE 2024.....	28
VERSION 9.0.0 – APRIL 2023	17	VERSION 9.2.1 – MARCH 2024	28
VERSION 8.3.2 – JANUARY 2023.....	19	VERSION 9.2.0 – NOVEMBER 2023	28
VERSION 8.3.1 – AUGUST 2022.....	19	VERSION 9.1.0 (SKIPPED).....	28
VERSION 8.3.0 – JUNE 2022.....	20	VERSION 9.0.2 – AUGUST 2023.....	29
VERSION 8.2.4 – JUNE 2022.....	21	VERSION 9.0.1 (SKIPPED).....	29
VERSION 8.2.3 – (SKIPPED).....	21	VERSION 9.0.0 – APRIL 2023.....	29
VERSION 8.2.2 – FEBRUARY 2022	21	VERSION 8.3.1 – AUGUST 2022.....	29
VERSION 7.1.19 THRU 8.2.1 – (SKIPPED)	23	VERSION 8.3.0 – JUNE 2022.....	29
VERSION 7.1.18 – JULY 2021	23	VERSION 8.2.4 – JUNE 2022.....	29
VERSION 7.1.17 – JULY 2021	23	VERSION 8.2.3 – 8.2.1 (SKIPPED).....	29
VERSION 7.1.16 – JUNE 2021	24	VERSION 8.2.2 – FEBRUARY 2022	29
VERSION 7.1.15 – MAY 2021	24	VERSION 7.1.14 – APRIL 2021.....	30
VERSION 7.1.14 – APRIL 2021	24	GETTING HELP	31
VERSION 7.1.13 – NOVEMBER 2020.....	25		
VERSION 7.1.12 – SEPTEMBER 2020	25		

VERSION HISTORY

VERSION 9.3.5 – DECEMBER 2025

NEW FEATURES • (TRIA & TRIA+ PRODUCTION VIDEO SERVERS)

No New Features

BUGS FIXED • (TRIA+ PRODUCTION VIDEO SERVERS)

1. Tria Import: Audio cut off at the end of imported files

Fixed an issue where after importing an audio file, the resulting clip would be cut off early.

VERSION 9.3.4 – DECEMBER 2025

NEW FEATURES • (TRIA & TRIA+ PRODUCTION VIDEO SERVERS)

No New Features

BUGS FIXED • (TRIA+ PRODUCTION VIDEO SERVERS)

1. Tria Import: Importing ProRes 4444 with alpha channel

Fixed an issue where importing a ProRes 4444 file with an alpha channel would result in the imported file not having an alpha channel.

VERSION 9.3.3 – FEBRUARY 2025

NEW FEATURES • (TRIA & TRIA+ PRODUCTION VIDEO SERVERS)

No New Features

BUGS FIXED • (TRIA & TRIA+ PRODUCTION VIDEO SERVERS)

1. Tria File Import app: Silence during first few frames of imported media files

When importing media files with some codecs and certain video standards, the resulting clip media would be missing audio during the first few frames of the clip during playback.

VERSION 9.3.2 – NOVEMBER 2024

NEW FEATURES • (TRIA & TRIA+ PRODUCTION VIDEO SERVERS)

1. Tria Explorer App: Quad Viewer SDI OUT Countdown display during Quad Split


Added a new clip “Countdown” timecode display on each quadrant of the Quad Viewer SDI Out while “Quad Split” display is active.

BUGS FIXED • (TRIA & TRIA+ PRODUCTION VIDEO SERVERS)


1. Tria Config App: Tally TSL 5.0 Protocol Selection Removed

The TSL 5.0 Protocol has been removed from the Mira Config “Tally” tab because the protocol never operated.

2. Tria Explorer app: Crash when using “Thumbnails” Clip Library View

The Tria Explorer app would crash under specific operational steps: Select “Thumbnail View” in the Clip Library banner (); above the Clip Library banner, click the “Remote” Display Clips radio button; then click the “All Local” radio button; Record a new Clip in the active video channel transport. Tria Explorer then crashes. This bug is now fixed.

3. Tria Explorer App: Some “menu item” actions incorrectly executed twice while Thumbnail View is active in Clip Library

A few of the Tria Explorer menu pull-down items would incorrectly execute twice in a row if executed while the “Thumbnail View” () is active in the Clip Library. This bug has been fixed.

VERSION 9.3.1 – SEPTEMBER 2024

NEW FEATURES • (TRIA & TRIA+ PRODUCTION VIDEO SERVERS)

No New Features

BUGS FIXED • (TRIA & TRIA+ PRODUCTION VIDEO SERVERS)

1. System: Disruption in Video Outputs only on Tria/Tria+ fitted with 2 or 3 Video Cards (8CH/12CH systems)

While running V9.3.0 software in Tria and Tria+ when they are fitted with either 8CH or 12CH of video I/O hardware, the video outputs for ChE through ChL would experience “disruption” similar in appearance to “video unlocked to reference”. This issue is now fixed.

VERSION 9.3.0 – AUGUST 2024

NEW FEATURES • (TRIA & TRIA+ PRODUCTION VIDEO SERVERS)

1. System: “Behind the scenes” Software License Tool

This new feature does not appear in or affect User Operations—but rather is background ‘software hooks’ used by the Ross Factory and Ross Support to validate and program Software Licenses for Tria products.

2. System: Video Card Firmware Updater App Changes

This app appears when upgrading the Software version in your Ross video server product that also requires updating the Firmware on the Ross Video Cards fitted in the video server.

This app had small tweaks to have the product logos removed and the Ross logo added.

3. System: Removed “Abekas” Logo and upgraded to latest “Ross” Grayscale Logo

These changes were made to the Tria Config, Tria Import, Tria Explorer, and the AsRun Log Report Generator apps.

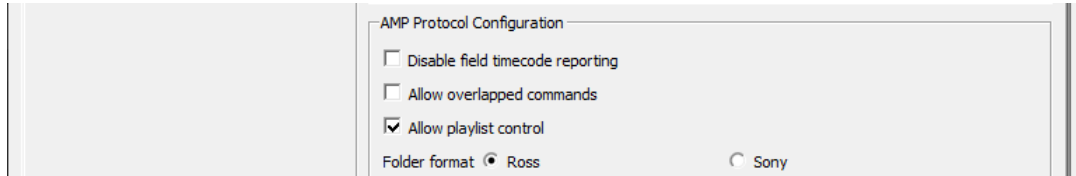
4. System: Updated Third-Party Software Information in the “About” Dialogs

Third-Party License information and verbiage was updated to the most recent text within the “About” dialog within the Tria Explorer app.

5. Tria Config App: AMP Protocol Folder Setting for Sony Switcher Control

Sony Switchers have implemented the “media folder listing” command set in the AMP remote control protocol slightly out of specification — so it’s different from how other switcher manufacturers have implemented these commands, including Ross.

On the RS422 tab, when “**AMP over Ethernet**” Protocol is active, a new “**Folder format**” radio button pair has been added near the bottom of the “**AMP Protocol Configuration**” section:

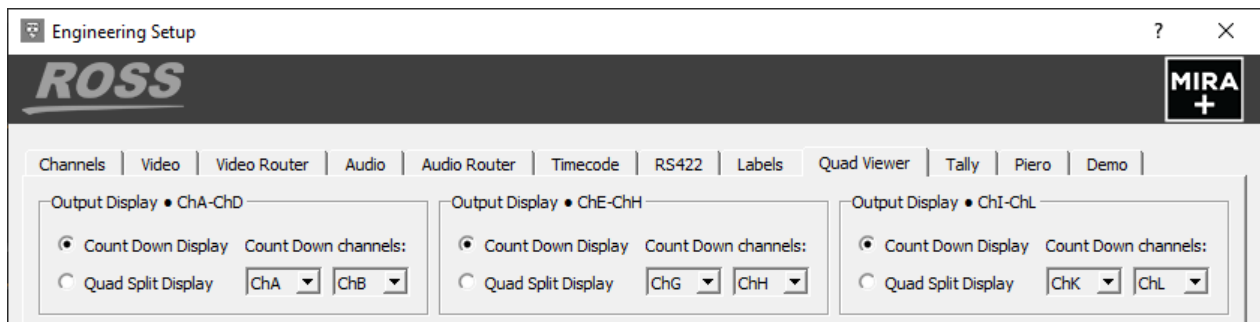


- Select the “**Ross**” radio button when controlling Tria from any Ross Switcher (or any Non-Sony branded Switcher) while using AMP protocol.
- Select the “**Sony**” radio button when controlling Tria from any Sony branded Switcher while using AMP protocol.

6. Tria Config App: Quad Viewer “Count Down” View assignable on a “per video card” Basis

The Quad Viewer HD-SDI output in the past could be configured for either “Quad Split” or “Count Down” display—and that single setting would apply to all (one, two, or three) video cards fitted in the Tria server.

New additional controls have been added to the Quad Viewer tab in the Tria Config app to allow this setting to be applied on a card-by-card basis (ChA-ChD / ChE-ChH / ChI-ChL):

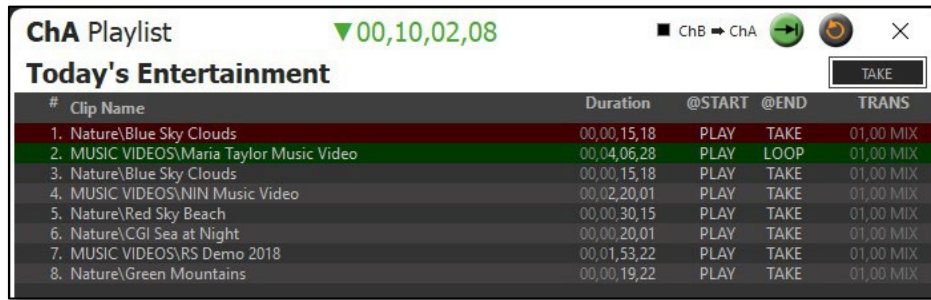


When set for “Count Down” display, even more controls are added to allow the two Count-Down Channels to be assigned to any available channel pair.

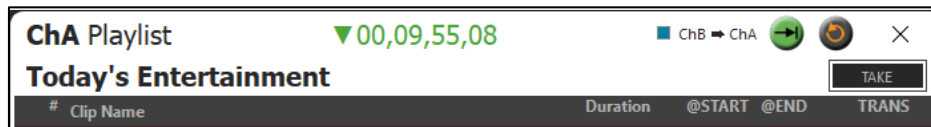
7. Tria Explorer App: Count-Down Timer while Playlist is Active

A new “Total Run Time” Count-Down timecode display has been added to the “On-Air” Playlist pane in the “Library” view in the Explorer app.

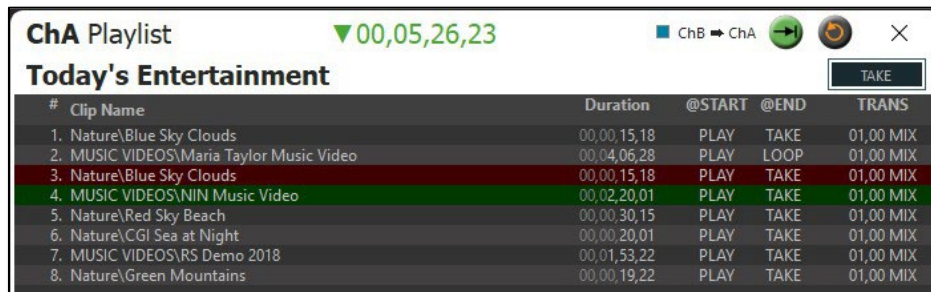
After a Playlist is first loaded into a player channel after clicking the “**AIR List**” button in the Playlist Editor, the new “Total Run Time” timecode is displayed in **green text** in the middle of the white-framed banner at the top of the Playlist pane:



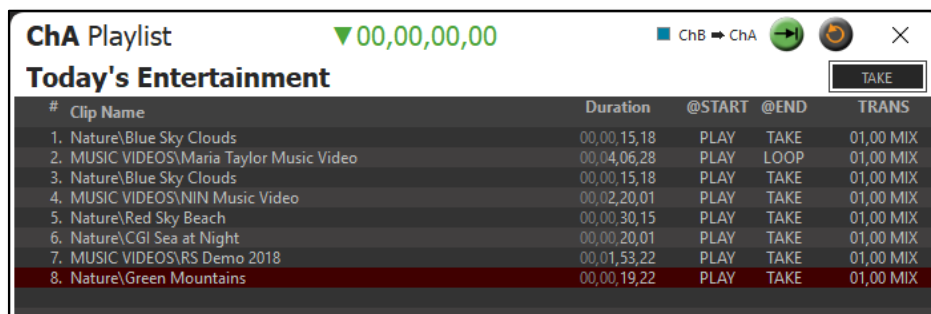
It should be noted that if the “PVW-PGM playout option” is selected (**blue** checkbox enabled at top of Playlist pane), then the Total Run Time of the playlist takes into account the TRANS durations of all the items in the Playlist, and will reduce the Count-Down timecode:



While **actively** playing out the Playlist, this Count-Down timecode display will **count down** the total time (*towards zero*) as the content advances through the Playlist:



When the Playlist finished playing out all content, the Count-Down timer displays zero:



8. Tria Explorer App: Media File Export with Transcode now a “Background Task” using Software Transcoding

Prior to this V9.3 software release, any media file export that involved a transcode would require selecting a video channel transport which was used to perform the codec transcode operation.

Starting with this V9.3 software release, media file export operations that involve a transcode operation no longer require selecting a video channel and are now performed via a new “software transcode engine” that performs the transcode export “in the background” and without occupying a video channel transport.



9. Tria Explorer App: Media File Export FFmpeg Library Updated • with more 1080p Transcode Codecs

Media file exporting now supports the latest version of FFmpeg, which supports new DNxHD and MPEG-4 transcoding codecs while operating in 1080p video standards.

10. Tria Explorer App: Media File Export transcode with ProRes Codecs

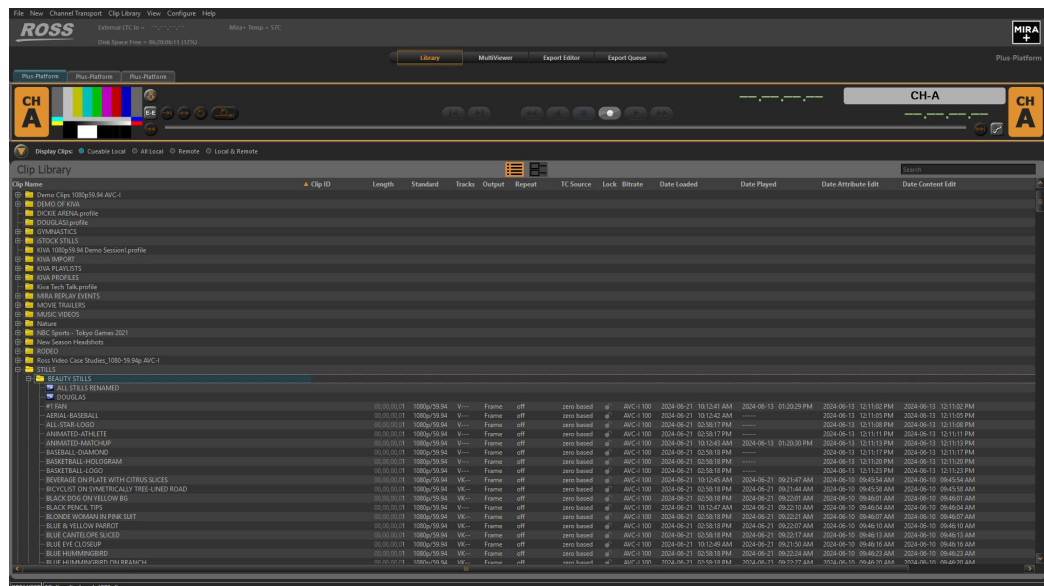
Media file exporting function now supports a small variety of ProRes codecs while performing media file exports with transcode.

11. Tria Explorer App: Clip Library New “Thumbnails View”

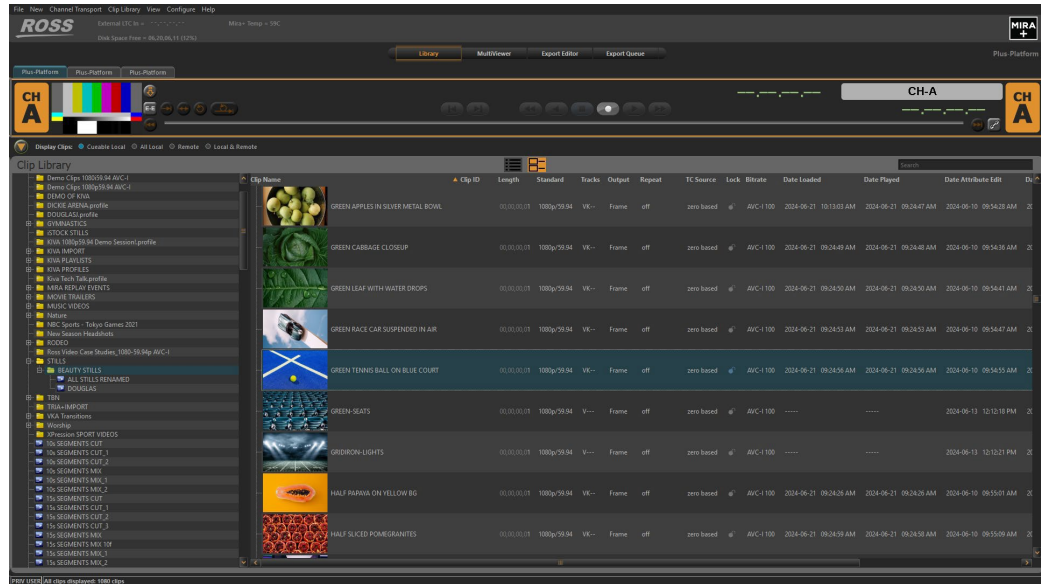
Two new buttons were added to the “Clip Library Ribbon” located at the top of the **Clip Library** listing:  . These buttons control the “layout” of the contents in the Clip Library display, as follows:

Click the given “View” button to display the contents of the Clip Library in the desired view...

-  Original “Text-Only” View



-  New “Thumbnails” View



12. Tria Explorer App: Media File Export Failures now result in Error Message

If a media file export operation fails in the Tria Explorer app, a new “Export Failed” error message pop-up now appears with information on the cause of error.

BUGS FIXED • (TRIA & TRIA+ PRODUCTION VIDEO SERVERS)

1. Tria Explorer: Export of Child Clips incorrectly ignored clipped IN point

When any Child clip is added to the Export Queue in Tria Explorer, the IN point of the Child clip was ignored with the Export incorrectly starting at the first frame of the Parent clip. This issue is now fixed, and Child clips are now correctly exported, starting at the first frame of the Child clip.

2. Tria Explorer: MultiViewer Audio Meters disabled while playing PVW>PGM Playlist

While playing a Playlist in a “PVW > PGM” **channel pair** in the Tria Explorer app, the Audio Meters displayed in that channel pair in the MultiViewer would incorrectly be ‘disabled’ upon every other TAKE operation in the Playlist playout. This bug did not affect the actual audio playout from the AES and/or HD-SDI OUT embedded audio; rather, it affected **only** the Audio Metering display. This bug also did not occur while playing out a Playlist in a **single** video channel.

VERSION 9.2.4 – JULY 2024

NEW FEATURES • (TRIA & TRIA+ PRODUCTION VIDEO SERVERS)

No New Features

BUGS FIXED • (TRIA & TRIA+ PRODUCTION VIDEO SERVERS)

1. System: Motherboard Intel Driver Issue causes rare Tria Explorer App Crash and/or degraded app performance

Fixed a slow memory leak caused by a change to driver for the Intel GPU integrated into the computer motherboard. This leak had potential to degrade the GPU performance and/or cause a very rare crash of the Tria Explorer App.

VERSION 9.2.3 – (SKIPPED)

This version number was skipped.

VERSION 9.2.2 – JUNE 2024

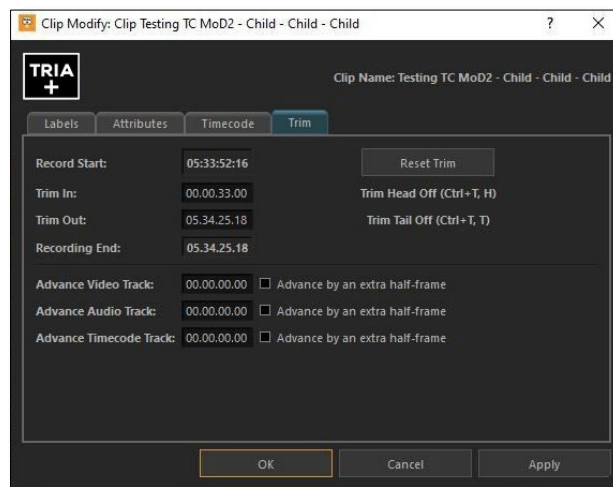
NEW FEATURES • (TRIA & TRIA+ PRODUCTION VIDEO SERVERS)

No New Features

BUGS FIXED • (TRIA & TRIA+ PRODUCTION VIDEO SERVERS)

1. Tria Explorer App: Clip Modify Dialog “Trim” Errors when using ‘External Timecode’

When clips that were recorded with External Timecode are modified using the “Clip Modify” dialog:



...a couple of errors occurred:

- A manual timecode entry made within the **Trim In** entry field could not be set to any valid TC value of the External Timecode recorded into the clip.
- Clicking the **Reset Trim** button created a bogus timecode value. Once this happens, the length of the clip changed to 1 frame duration.

Both these issues are now resolved.

2. Tria Explorer App: Super Slow Motion (SSM) Clips are recorded with no Timecode and no Audio

In the Tria Config app, when a group of 2 to 8 video channels are configured for any of the “Super Slow Motion” (SSM) camera operations, and the Timecode is configured to use “External Timecode” or “SDI Embedded Timecode”, recordings made on that video channel transport resulted in SSM clips with no External Timecode and no Digital Audio recorded into them.

These two issues are now resolved.

VERSION 9.2.1 – MARCH 2024

NEW FEATURES • (TRIA & TRIA+ PRODUCTION VIDEO SERVERS)

No New Features

BUGS FIXED • (TRIA & TRIA+ PRODUCTION VIDEO SERVERS)

1. System: RossTalk RECEIVE Commands Inoperable after “Abekas SE” Service Restart

When the Abekas SE service is manually restarted, the RossTalk service would not start up automatically afterward, resulting in RossTalk RECEIVE commands becoming disabled. This issue is now resolved; RossTalk service now automatically starts after restarting Abekas SE.

2. System: Chassis Service stops logging after a few hours

The background Chassis Service diagnostic logger would halt logging errors after a few hours machine operation. This issue is now resolved. The Chassis Service now continuously logs all errors.

3. File Import App: File Import causes Color Shift

An error in the color space conversion caused media file import to subtly shift colors of the imported media. This issue is now resolved; there is no longer any color shift when importing media files.

4. File Import App: App crash after several hundred media file imports

A slow memory leak caused the File Import app to crash after several hundred media files are imported. This issue is now resolved; the File Import app no longer crashes.

VERSION 9.2.0 – NOVEMBER 2023

NEW FEATURES • (TRIA & TRIA+ PRODUCTION VIDEO SERVERS)

1. Tria Config App: Change Default Image upon “Unload Video Channel”

Prior to V9.2 Software, whenever a video channel transport was “Unloaded” that channel would be automatically loaded with “Internal Color Bars”.

A new feature has been added to the **Tria Config** app on the **Channels** tab to allow the User to change the image that gets loaded upon a Channel Unload operation. The choices are:

- Color Bars (Default)
- Black
- Stored Still/Clip from Clip Library

NOTE: The “Stored Still or Clip” selection will present **all** .clip files stored in the Clip Library, including clips that are in video standards *different* from the video standard the video server is currently operating in. If a still or clip is chosen that’s in a *different* video standard, then when the Unload command is executed the “Color Bars” will be loaded instead (*because it’s impossible to load a .clip file that’s in another video standard*).

2. Tria Config App: RossTalk Protocol • Change Port Number

In the **Tria Config** app on the **RS422** tab, a new feature has been added to allow the “RossTalk port number” to be changed. The default port number is 7788.

The RossTalk port number can now be changed to a new port number ranging from 7788 to 7798 to help avoid duplicate RossTalk port numbers with other devices on the same Ethernet network.

3. Tria Remote Control: Added RossTalk Receive Command: Load Playlist

A new RossTalk Receive command has been added to load Playlist media content into specific video player channel(s), with the following syntax:

LOAD_PLAYLIST (pvw-channel:)pgm-channel:playlistname	Load playlist in specific <i>channel</i> or <i>channels</i> (see: “Examples of Load Playlist Command” below)
---	--

Examples of Load Playlist Command

LOAD_PLAYLIST B:A:Sports_Show

Loads playlist titled “**Sports_Show**” into **ChA** as PGM Player and with **ChB** as PVW Player. The **first** playlist item is loaded into **ChA**, while the **second** playlist item is loaded into **ChB**.

LOAD_PLAYLIST D:Good Morning Show

Loads playlist titled “**Good Morning Show**” into **ChD** as PGM Player; first item is loaded into **ChD**.

4. Tria Remote Control: Added RossTalk Receive Command: Loop Playlist

A new RossTalk Receive command has been added to loop all Playlist content in a specific video player channel, with the following syntax:

LOOP_PLAYLIST <i>channel:mode</i>	Enable Loop Playlist (see: "Examples of Loop Playlist Command" below)
--	--

Examples of Loop Playlist Command

These commands can be issued *during* playlist playout.

LOOP_PLAYLIST A:loop

Enables "loop" command for playlist currently loaded in **ChA**.

LOOP_PLAYLIST A:off

Disables "loop" command for playlist currently loaded in **ChA**.

5. Tria Remote Control: RossTalk Receive Commands: 'forward slash' to indicate 'Folder'

While using RossTalk Receive commands that can include 'folders' and 'subfolders' in the video server's Clip Library, the 'forward slash' character (/) is now allowed, in addition to the 'back slash' character (\), as has always been the case.

Example:

(H:\Video) SPORTS\HOCKEY\Finals or **(H:\Video) SPORTS\HOCKEY\Finals**

Can now be simply:

(H:\Video) SPORTS/HOCKEY/Finals

RossTalk Receive Commands affected by this change:

CUE <i>channel:clipname</i>	Load <i>clipname</i> on <i>channel</i>
CUE <i>channel:clipname:position</i>	Load <i>clipname</i> on <i>channel</i> and seek to <i>position</i>
PLAY <i>channel:clipname</i>	Load <i>clipname</i> and start playing
PLAY <i>channel:clipname:position</i>	Load <i>clipname</i> and start playing from <i>position</i>
LOAD_PLAYLIST (<i>pvw-channel:pgm-channel:playlistname</i>)	Load <i>playlist</i> in specific <i>channel</i> or <i>channels</i>

6. Tria Remote Control: Added RossTalk Receive Command: TAKE

A new RossTalk Receive command has been added to transition ("take") media content within specific video player channel, with the following syntax:

TAKE <i>channel</i>	Take (transition) clip content in <i>channel</i> (see: "Examples of TAKE Command" below)
----------------------------	---

Examples of TAKE Command

TAKE A

With the Tria Explorer app configured with two PGM Players while a Playlist is “ON-AIR” in the channel pair (ChA=PGM / ChB=PVW): Swaps PVW content of the Playlist from ChB into PGM ChA, and advances the Playlist forward by one item.

TAKE C

With the Tria Explorer app configured with two PGM Players while a Playlist is “ON-AIR” in the channel pair (ChC=PGM / ChD=PVW): Swaps PVW content of the Playlist from ChD into PGM ChC, and advances the Playlist forward by one item.

7. Tria Remote Control: Added RossTalk Receive Command: UP_ONE_ITEM

A new RossTalk Receive command has been added to move an active Playlist’s “current item highlighting cursor” UP by one item in the Playlist, with the following syntax:

<p>UP_ONE_ITEM channel</p>	<p>Move Playlist “current item highlighting cursor” for playlist active in <i>channel</i> UP by one item (see: “Example of UP_ONE_ITEM Command” below)</p>
-----------------------------------	--

Examples of UP_ONE_ITEM Command

UP_ONE_ITEM B

While Playlist is loaded in ChB as (PVW) with ChA as (PGM): moves the “current item highlighting cursor” UP by one item within the playlist that’s currently active in ChB.

8. Tria Remote Control: Added RossTalk Receive Command: DOWN_ONE_ITEM

A new RossTalk Receive command has been added to move an active Playlist’s “current item highlighting cursor” DOWN by one item in the Playlist, with the following syntax:

<p>DOWN_ONE_ITEM channel</p>	<p>Move Playlist “current item highlighting cursor” for playlist active in <i>channel</i> DOWN by one item (see: “Example of DOWN_ONE_ITEM Command” below)</p>
-------------------------------------	--

Examples of DOWN_ONE_ITEM Command

DOWN_ONE_ITEM B

While Playlist is loaded in ChB as (PVW) with ChA as (PGM): moves the “current item highlighting cursor” DOWN by one item within the playlist that’s currently active in ChB.

9. Tria Remote Control: Added RossTalk Receive Command: RECUE_TO_FIRST_ITEM

A new RossTalk Receive command has been added to move an active Playlist’s “current item highlighting cursor” to FIRST item in the Playlist, with the following syntax:

<p>RECUE_TO_FIRST_ITEM channel</p>	<p>Move Playlist “current item highlighting cursor” for playlist active in <i>channel</i> to FIRST item (see: “Example of RECUE_TO_FIRST_ITEM Command” below)</p>
---	---

Examples of RECUE_TO_FIRST_ITEM Command

RECUE_TO_FIRST_ITEM B

While Playlist is loaded in ChB as (PVW) with ChA as (PGM): moves the “current item highlighting cursor” to FIRST item within the playlist that’s currently active in ChB.

If you want the newly highlighted playlist item to transition into the PGM player, you’ll need to follow this RECUE command with a TAKE command.

10. Tria Remote Control: Added RossTalk Receive Command: EJECT_PLAYLIST

A new RossTalk Receive command has been added to unload (EJECT) a Playlist that’s currently loaded in the specified video channel, with the following syntax:

<p>EJECT_PLAYLIST <i>channel</i></p>	<p>Unloads (Ejects) Playlist that’s currently loaded in <i>channel</i> (see: “Example of EJECT_PLAYLIST Command” below)</p>
---	---

Examples of EJECT_PLAYLIST Command

EJECT_PLAYLIST A

While Playlist is loaded in ChB as (PVW) with ChA as (PGM): halts playout of the active Playlist but keeps the currently playing item in ChA (PGM) playing out.

To completely clear the Playlist from all playout channels, follow with another command:

EJECT_PLAYLIST A

— or —

EJECT A

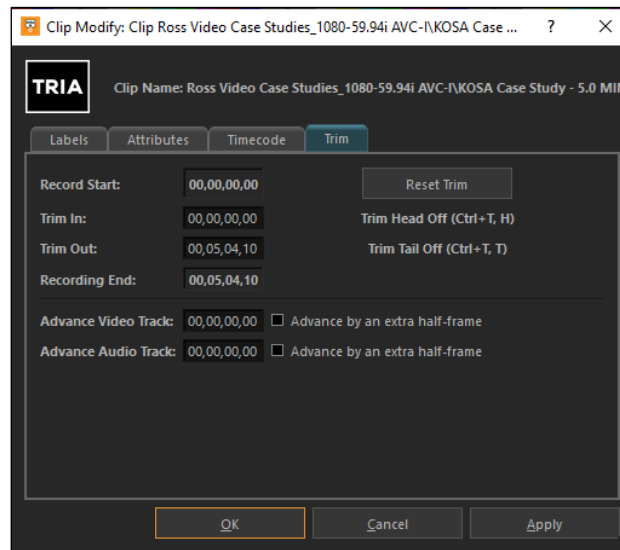
BUGS FIXED • (TRIA & TRIA+ PRODUCTION VIDEO SERVERS)

1. File Import: Photoshop (PSD) media file support

Fixed bug that prevented Photoshop files (.PSD) from being imported. These files now import.

2. Tria Explorer App: “Clip Trim” functions broken in “Clip Modify” dialog window

When using the “Clip Modify” dialog window with the “Trim” tab selected (*shown below*), the “Trim In” and “Trim Out” functions did not operate correctly, while the associated QWERTY keyboard shortcuts did operate correctly. These bugs are now fixed.



3. Tria Explorer App: LOAD Button "Grayed Out" when Locking/Unlocking a Channel Transport

When Tria Explorer app is closed/quit *while* a "Channel Transport" is locked (*via the CTRL+Mouse Click lock function*), then launch Tria Explorer app again and unlock the Channel Transport, the Clip Load button is grayed out and inaccessible. The only way to regain access to the Clip Load button it to close/quit Tria Explorer again while the Channel Transport is unlocked.

This bug is now fixed.

4. Tria Explorer App: Using "GoTo/Seek to Timecode" function with imported clips, seeks to wrong timecode

In the Tria Explorer app, Users can easily seek to a desired timecode point within the currently loaded clip while a clip is loaded in a given video channel transport:

- Double-Click the "Count Up" timecode (the "lower" green timecode number); this changes that timecode display into a "Timecode Entry Field".
- Type value of the desired timecode into numeric keypad on QWERTY.
- Tap ENTER on QWERTY to "seek" or "goto" the defined timecode within the currently loaded clip.

This works fine if the clip loaded in the channel was recorded via HD-SDI video input.

This procedure does NOT work if the clip loaded in the channel transport was imported via the File Import app. The procedure will "seek" to an incorrect timecode value.

And if the imported clip is parked on the first frame this "seek" operation does NOTHING.

This bug is now fixed.

5. Tria Explorer App: Unable to create Child Clips from previously used Clip Name

When a clip is created with a given Clip Name, you're able to create Child Clips from that Parent Clip.

However, when these Parent and Child Clips are all deleted, and then a newer Parent Clip is recorded with the *exact same* Clip Name as the old Parent Clip that was deleted earlier, then it is impossible to create Child Clips from this newer Parent Clip.

This bug is now fixed.

6. Tria Explorer App: Rare Crash

Fixed app crash that was quite rare but happened most often while playing out Playlists of Stills.

7. Tria Explorer App: Audio Meter Scaling Changes

Audio Meters level scaling was adjusted to correct a 12dB offset with respect standard audio reference scaling.

VERSION 9.1.0 – (SKIPPED)

This version number was skipped.

VERSION 9.0.2 – AUGUST 2023

NEW FEATURES • (TRIA & TRIA+ PRODUCTION VIDEO SERVERS)

No New Features

BUGS FIXED • (TRIA & TRIA+ PRODUCTION VIDEO SERVERS)

1. AMP Protocol: "Get Clip List" Command Broken

The AMP protocol command "Get Clip List" returned only one clip from the Clip Library, no matter how many clips are stored. This bug is now fixed.

2. All Remote-Control Protocols:

Improved command latency of video servers running in video standards below 30Hz.

3. Tria Explorer App: Very Rare App Crash

When running a Playlist with a series of stills in a loop for several hours non-stop, the Tria Explorer App would eventually crash. This bug is now fixed.

4. File Import App: Video not Centered upon file import

When importing media files with a video aspect ratio that's different from the current operating video standard, the media file's video would not be 'centered' in the raster. This bug is now fixed, and the video is now centered in the raster.

5. File Import App: Photoshop media files (.psd) do not import

When a still media file with the .psd file extension was imported, an error message resulted, and the file was not imported. This bug is now fixed.

6. File Import App: Black frame added to end of clip

For media files created with certain video codecs, upon import of these media files an extra frame of black was added to the end of the clip. This bug is now fixed.

VERSION 9.0.1 – (SKIPPED)

This version number was skipped.

VERSION 9.0.0 – APRIL 2023

NEW FEATURES • (TRIA & TRIA+ PRODUCTION VIDEO SERVERS)

1. Software Licensing Feature

Added new feature that "keys" a new software license for the "Tria Software Suite" to the Tria motherboard serial number.

[Learn more](#) about the purpose behind this new software license.

2. Support clips longer than 24 hours

Increased maximum duration of SDI input recordings to go beyond 24-Hours and up to currently available media storage open space.

3. 14-Tracks of Embedded Audio

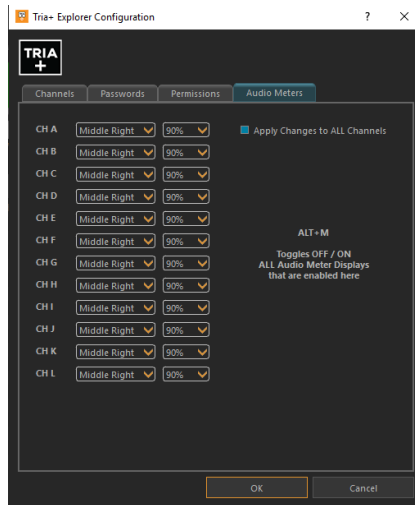
Increased the number of embedded audio tracks from 8-tracks to 14-tracks.

4. Audio Level Metering Displays in Tria Explorer MultiViewer

Features of the new Audio Metering Displays:

- a) **Tria Explorer app:** The new Audio Metering Displays can be superimposed over the active video image within the video panes independently for each video channel, but only within the MultiViewer display (when VIEWER is active).

- **Position & Opacity** of each Audio Meter Display can be set to one of six locations within each video pane through the **“Audio Meters”** tab in the **General Configuration** dialog window:



- The **“ALT+M”** keyboard shortcut can be used at any time to toggle ON or OFF **all** the Audio Meter Displays in the **Tria Explorer** app.
- The number of audio tracks displayed in the Audio Metering Displays is dictated by:
 - How many audio tracks exist in the clip currently loaded in the given video channel (during PLAY operations)
 - How many audio tracks exist in the clip currently recording in the given video channel (during LIVE EE and RECORD operations)

BUGS FIXED • (TRIA & TRIA+ PRODUCTION VIDEO SERVERS)

1. Tria Config App: Backward “Super Slow-Motion ISO” selection buttons

Fixed the radio buttons to select “SSM2+ISO3” and “SSM3+ISO2”; they were backward.

2. Tria Explorer App: Keywords Column in Clip Library

Fixed issue in which “Keywords” column could not be made visible in Library view.

Keywords are now also searched with a Clip Library search operation.

3. Tria Explorer App: ISO-9 and Above Recordings missing Audio

Fixed issue in which recording into an ISO-9, ISO-10, ISO-11, and ISO-12 clip would have all audio missing.

4. Tria File Import App: Importing MXF media files with VANC data Corrupts Video

Fixed an issue in which importing AVC-Intra MXF media files containing VANC data (such as Closed-Caption data) would sometimes corrupt video—resulting in “tearing” in the video image during playback.

5. Tria File Import App: MXF media files with VANC data Truncated after 5 Minutes

Fixed an issue in which importing AVC-Intra MXF media files containing VANC Closed-Caption data would have the Closed-Caption data truncated after 5-Minutes into the clip playback.

6. Tria File Import App: 720p DVCPRO-HD Media Files imported only half the File

Fixed issue when importing 720p DVCPRO-HD MXF media files in which only half the duration of the media file is imported. This bug applies **only** to legacy Tria servers fitted with DVCPRO-HD video hardware.

7. Tria Explorer App: Added Window Title of Undocked MultiViewer

Now displays “Tria MultiViewer” in Windows title bar.

8. Security Fix: Ethernet Port 8080 no longer has Remote Access

Fixed issue to restrict remote access to Ethernet port 8080.

9. Security Fix: Disabled Areca RAID Controller web server from Remote Access

Fixed issue to restrict remote access to the built-in Areca RAID controller.

VERSION 8.3.2 – JANUARY 2023

NEW FEATURES • (TRIA & TRIA+ PRODUCTION SERVERS)

No New Features

BUGS FIXED • (TRIA & TRIA+ PRODUCTION SERVERS)

1. AMP Protocol: Clip Library Listing caused system crash in “certain cases”

Fixed an issue in which clips that are named in certain ways would result in a Tria system crash when the “Get Clip List” command was issued from AMP remote controllers.

VERSION 8.3.1 – AUGUST 2022

NEW FEATURES • (TRIA & TRIA+ PRODUCTION SERVERS)

No New Features

BUGS FIXED • (TRIA & TRIA+ PRODUCTION SERVERS)**1. Tria Explorer app: Unable to re-arrange items in Playlist while Playlist Editor is active**

Fixed Bug: Applies to the Playlist Editor in the Tria Explorer application; items could not be rearranged with drag-and-drop operation.

VERSION 8.3.0 – JUNE 2022**NEW FEATURES • (TRIA & TRIA+ PRODUCTION SERVERS)****1. Tria Explorer app: Search now 'Auto-Expands' Folder(s) with matching clips/playlists/sub-folders**

When searching for text in Tria Explorer, the Clip Library now automatically expands any folder containing matching clips, playlists, and sub-folders.

BUGS FIXED • (TRIA & TRIA+ PRODUCTION SERVERS)**1. System: Corrupted audio output while operating in video standards with 29.97Hz frame rate**

Fixed issue of corrupted audio playback in the embedded and AES audio outputs while operating the video server in a video standard with the 29.97Hz frame rate.

2. System: Audio-Video timing error while operating in video standards with frame rates below 30Hz

Fixed issue of audio-video timing error during clip playback while operating the video server in a video standard with the frame rates below 30Hz.

3. System: Clips created in Video Standards with frame rates below 30Hz would display incorrect timecode

This bug is now fixed.

4. System: Functional hang-up after deleting .clip files via Tria Explorer app and via remote control interfaces.

In rare cases under very particular conditions, deleting a .clip file via the Tria Explorer app or from remote control interfaces would then cause the controlling app to “functionally hang”; the only remedy was to quit and re-start the controlling app. This bug is now fixed.

5. Tria Explorer app: Export of .clip Files stored on Drive Volumes other than “H:\Video”

Fixed issue where the Tria Explorer application would not export content from “.clip” files stored on drive volumes other than “H:\”.

6. Tria Explorer app: Playlists containing “missing items” now skips those items

When a Playlist contains “missing items” (items in which the underlying clip files were either re-named, deleted, or moved to another folder), the Playlist playout would halt on the missing item(s). This bug is now fixed.

7. Tria Import app: Failure to ‘close’ MXF media file after import during “native” codec import

This bug would leave the source MXF media files “open” from the file system point of view, preventing other applications from moving, deleting, re-naming, or otherwise altering the source media files after they were imported. This bug is now fixed.

VERSION 8.2.4 – JUNE 2022

NEW FEATURES • (TRIA & TRIA+ PRODUCTION SERVERS)

1. System: Windows Security Patch

Added work-around security patch for [Microsoft Windows CVE-2022-30190](#).

VERSION 8.2.3 – (SKIPPED)

This version number was skipped.

VERSION 8.2.2 – FEBRUARY 2022

NEW FEATURES • (TRIA & TRIA+ PRODUCTION SERVERS)

1. System: New Video Standard Frame Rates (Tria & Tria+ with AVC-Intra Hardware Only)

These new frame rates were added to the **1080p** video standard:

1080p60 (“True 60p”) | 1080p30 | 1080p29.97 | 1080p25 | 1080p24 | 1080p23.98

2. System: Timecode Chase Input

Changed Timecode Chase feature to use ‘stereo audio input’ on computer motherboard instead of ‘mono audio input’ to allow Timecode Chase to work on legacy motherboards.

3. System: “As Run Log” Report Generator app

Added this new feature to filter, display, and generate a PDF or CSV file of media clips that have been played in any video channel for up to the previous 90 days.

4. System: RossTalk RECEIVE Commands

Added new feature to support RossTalk protocol “receive” commands via Ethernet to control video channels in the Tria production video server.

5. System: VANC record and play in 720p & 1080p video standards (Tria & Tria+ with AVC-Intra Hardware Only)

Expanded the ability for record and playback of VANC data contained within the SDI video I/O pathways **in 720p and 1080p video standards**—so VANC data such as closed-captioning, HDR flags, etc. are preserved during base-band record and playback on the SDI video I/O pathways.

6. Tria Import app: Updated MXF Media File Libraries to latest version

These updated MXF libraries improves handling of MXF media files during Import and Export operations when the MXF contains native video codec essence.

BUGS FIXED • (TRIA & TRIA+ PRODUCTION SERVERS)

1. Tria Explorer app: “Create Child Clip” from non-existent angles in a multi-angle .clip file

Angles that were not present in the .clip file would be offered for creating a Child clip. These angles are now dimmed and un-selectable in the pop-up menu that appears when you right-click on this .clip file and select > “Create child clip from angle”.

2. System: Erroneous Error Messages about assigning RS422 to a Video Channel

Fixed an issue in which erroneous error messages would appear asking the User to assign an RS422 port to a video channel.

3. Tria Import app: Media Files Imported with “Frame of Black” at Start or End of .clip file

Fixed an issue with the Media File Import app (using FFmpeg libraries) when importing certain content that caused a frame of Black to be included at either the start or end of the imported .clip file.

4. Tria Import app: Media Files Imported with “Audio Glitches” in .clip file

Fixed an issue that caused “audio glitches” when importing media files containing audio with a 44.1kHz sample rate.

5. Tria Import app: Media Files Imported with Incorrect Aspect Ratio

Fixed an issue with the Media File Import app (using FFmpeg libraries) when importing media files with an aspect ratio different from the currently active video standard. The File Import app now anchors video into upper-left corner, instead of resizing it.

6. System: AMP Protocol – Root folder now called “Default” in command replies

Some external third-party applications require this exact name for the ‘root folder’ (a.k.a. “H:\Video” folder) in order to function properly.

7. System: AMP Protocol – Received Command “No Reply”

Fixed an issue in which received AMP protocol commands sometimes resulted in ‘no reply’ to the external controlling device.

8. System: AMP Protocol – Record Cue Command when used with ‘long’ clip name

Fixed an issue where the AMP protocol RECORD_CUE command would fail when a ‘long’ clip name was specified with the command.

VERSION 7.1.19 THRU 8.2.1 – (SKIPPED)

These version number series were skipped.

VERSION 7.1.18 – JULY 2021

NEW FEATURES • (TRIA & TRIA+ PRODUCTION SERVERS)

No New Features

BUGS FIXED • (TRIA & TRIA+ PRODUCTION SERVERS)

- 1. Embedded Timecode Out Missing in Quad Link SDI video streams while operating in UHD-4K video standard**

(Tria & Tria+ with AVC-Intra Hardware Only)

Repaired the missing timecode out (fixed on “second and third video boards” ChE-ChL).

VERSION 7.1.17 – JULY 2021

NEW FEATURES • (TRIA & TRIA+ PRODUCTION SERVERS)

No New Features

BUGS FIXED • (TRIA & TRIA+ PRODUCTION SERVERS)

- 1. Embedded Timecode Out Missing in Quad Link SDI video streams while operating in UHD-4K video standard**

(Tria & Tria+ with AVC-Intra Hardware Only)

Repaired missing timecode out (but fixed only on “first video board” ChA-ChD).



VERSION 7.1.16 – JUNE 2021

NEW FEATURES • (TRIA & TRIA+ PRODUCTION SERVERS)

1. **Firmware Update to support HDR VPID metadata in UHD-4K Video Standards (Tria & Tria+ with AVC-Intra Hardware Only)**

Specific FPGA firmware update to add HDR VPID metadata on the SDI video I/Os during UHD-4K video standard operation. This applies specifically to the “Quad-Link” 3G SDI I/Os only.

BUGS FIXED • (TRIA & TRIA+ PRODUCTION SERVERS)

No Bug Fixes

VERSION 7.1.15 – MAY 2021

NEW FEATURES • (TRIA & TRIA+ PRODUCTION SERVERS)

1. **VANC record and play in 1080i video standards (Tria & Tria+ with AVC-Intra Hardware Only)**

Added ability for record and playback of VANC data contained within the SDI video I/O pathways **in 1080i video standards**—so VANC data such as closed-captioning, HDR flags, etc. are preserved during base-band record and playback on the SDI video I/O pathways.

BUGS FIXED • (TRIA & TRIA+ PRODUCTION SERVERS)

No Bug Fixes

VERSION 7.1.14 – APRIL 2021

NEW FEATURES • (TRIA & TRIA+ PRODUCTION SERVERS)

No New Features

BUGS FIXED • (TRIA & TRIA+ PRODUCTION SERVERS)

1. **Quad Viewer SDI OUT Display**

Fixed an issue where data overlaid onto the Quad Viewer SDI Output (i.e., Clip Name and Timecode) would not appear.

This bug was introduced in V7.1.13 software.



VERSION 7.1.13 – NOVEMBER 2020

NEW FEATURES • (TRIA & TRIA+ PRODUCTION SERVERS)

No New Features

BUGS FIXED • (TRIA & TRIA+ PRODUCTION SERVERS)

1. Video Server Products with AVC-Intra Video Hardware Initialization Error (Tria & Tria+ with AVC-Intra Hardware Only)

Fixed rare issue in which AVC-Intra video hardware that would *sometimes* not initialize at O/S restart and/or at power-on, resulting in 'no video channels'.

VERSION 7.1.12 – SEPTEMBER 2020

NEW FEATURES • (TRIA & TRIA+ PRODUCTION SERVERS)

No New Features

BUGS FIXED • (TRIA & TRIA+ PRODUCTION SERVERS)

1. Media File Import App Compatibility Fixes

Improved compatibility of certain media files codecs and wrappers during media file import transcoding while using the FFmpeg codec libraries.

VERSION 7.1.11 – AUGUST 2020

NEW FEATURES • (TRIA & TRIA+ PRODUCTION SERVERS)

No New Features. This release version number was for Mira replay systems.

BUGS FIXED • (TRIA & TRIA+ PRODUCTION SERVERS)

No Bug Fixes. This release version number was for Mira replay systems.

VERSION 7.1.10 – MARCH 2020

NEW FEATURES • (TRIA & TRIA+ PRODUCTION SERVERS)

No New Features. This release version number was for 2RU Express video servers.

BUGS FIXED • (TRIA & TRIA+ PRODUCTION SERVERS)

No Bug Fixes. This release version number was for 2RU Express video servers.



VERSION 7.1.7 THROUGH VERSION 7.1.9

NEW FEATURES • (TRIA & TRIA+ PRODUCTION SERVERS)

No New Features. These release version numbers were only for **Tria News** video servers.

BUGS FIXED • (TRIA & TRIA+ PRODUCTION SERVERS)

No Bug Fixes. These release version numbers were only for **Tria News** video servers.

VERSION 7.1.6 – AUGUST 2020

NEW FEATURES • (TRIA & TRIA+ PRODUCTION SERVERS)

No New Features

BUGS FIXED • (TRIA & TRIA+ PRODUCTION SERVERS)

No Bug Fixes. This release version number was only for **Mira+** replay system.

VERSION 7.1.5 – NOVEMBER 2019

NEW FEATURES • (TRIA & TRIA+ PRODUCTION SERVERS)

No New Features

BUGS FIXED • (TRIA & TRIA+ PRODUCTION SERVERS)

2. **Fix for new Xilinx part used on AVC-Intra video boards in Mira and Tria platforms (Tria & Tria+ with AVC-Intra Hardware Only)**

Xilinx changed something subtle in the newest fab of their chips, which in turn could sometimes cause 'green artifacts' on some SDI video outputs.

VERSION 7.1.4 – NOVEMBER 2019

NEW FEATURES • (TRIA & TRIA+ PRODUCTION SERVERS)

No New Features

BUGS FIXED • (TRIA & TRIA+ PRODUCTION SERVERS)

No Bug Fixes. This release version number was only for **Mira Express** replay system.



VERSION 7.1.3 – OCTOBER 2019

NEW FEATURES • (TRIA & TRIA+ PRODUCTION SERVERS)

No New Features

BUGS FIXED • (TRIA & TRIA+ PRODUCTION SERVERS)

1. **Import of ANC data from MXF media files while operating in 59.94 frame-rate video standards (Tria & Tria+ with AVC-Intra Hardware Only)**

Corrected an issue when MXF media files were imported, ANC data present in the media file header were not imported.

KNOWN ISSUES

VERSION 9.3.3 – FEBRUARY 2025

No Known Issues

VERSION 9.3.2 – NOVEMBER 2024

No Known Issues

VERSION 9.3.1 – SEPTEMBER 2024

No Known Issues

VERSION 9.3.0 – AUGUST 2024

No Known Issues

VERSION 9.2.4 – JULY 2024

No Known Issues

VERSION 9.2.3 (SKIPPED)

This version number was skipped.

VERSION 9.2.2 – JUNE 2024

No Known Issues

VERSION 9.2.1 – MARCH 2024

No Known Issues

VERSION 9.2.0 – NOVEMBER 2023

No Known Issues

VERSION 9.1.0 (SKIPPED)

This version number was skipped.

VERSION 9.0.2 – AUGUST 2023

No Known Issues

VERSION 9.0.1 (SKIPPED)

This version number was skipped.

VERSION 9.0.0 – APRIL 2023

1. MultiViewer Appearance while operating in UHD-4K

Only while operating in UHD-4K video standards, the MultiViewer in the Tria Explorer app incorrectly displays the UHD video images as four separate video tiles, when it should display as a single UHD video tile.

As a result, the new Audio Meters displayed in the MultiViewer will show audio levels activity only in the **ChA** transport video tile.

For the Audio Meters displayed in the **ChB** video tile (for an 8-Channel Tria/Tria+ server) and in the **ChC** video tile (for a 12-Channel Tria+ server), audio levels activity will not be displayed.

VERSION 8.3.1 – AUGUST 2022

No known issues.

VERSION 8.3.0 – JUNE 2022

No known issues.

VERSION 8.2.4 – JUNE 2022

No known issues.

VERSION 8.2.3 — 8.2.1 (SKIPPED)

These version numbers were skipped.

VERSION 8.2.2 – FEBRUARY 2022

1. Missing Video Panes in DashBoard V9.5 and above

Video panes will not appear in a DashBoard panel running on the Tria video server itself. If the DashBoard app software version is V9.4 or below, the video panes operate properly.

VERSION 7.1.14 – APRIL 2021

1. **Embedded Timecode sometimes Missing**

Embedded timecode of a clip may not appear within the SDI video output stream.
(Issue resolved in V7.1.15 software release)



GETTING HELP

Use the following link to view Ross Online Tria/Tria+ Help on the Web:

<https://help.rossvideo.com/tria/>

Our 24-hour hotline service provides access to technical expertise around the clock. After-sales service and technical support is provided directly by Ross Video personnel.

During business hours (Eastern Standard Time), technical support personnel are available by telephone.

After hours and on weekends, emergency technical support is available. A telephone-answering device will provide the names and phone numbers of technical support and field service personnel who are on call. These people are available to react to any problem and to do whatever is necessary to ensure customer satisfaction. For serious issues which need urgent attention and tracking, please ensure you are given a ticket number and refer to this in future communications.

Please refer to <https://support.rossvideo.com> for further information.

- **Technical Support: (+1) 613-686-1557**
- **Toll-free within North America: (+1) 833-859-0499**