

# Tria+ UHD Production Server • Software Release Notes

Welcome to the Tria+ UHD V9.3.1 Software Release Notes. Please read this document to find important information on areas of Tria+ UHD that may not be covered in the Getting Started Guide or the User Help system.

## CONTENTS

<b>VERSION HISTORY .....</b>	<b>2</b>	<b>KNOWN ISSUES .....</b>	<b>23</b>
VERSION 9.3.1 – SEPTEMBER 2024 .....	2	VERSION 9.3.1 – SEPTEMBER 2024.....	23
VERSION 9.3.0 – AUGUST 2024 .....	2	VERSION 9.3.0 – AUGUST 2024 .....	23
VERSION 9.2.4 – JULY 2024 .....	6	VERSION 9.2.4 – JULY 2024 .....	23
VERSION 9.2.3 – (SKIPPED).....	6	VERSION 9.2.3 (SKIPPED) .....	23
VERSION 9.2.2 – JUNE 2024 .....	7	VERSION 9.2.2 – JUNE 2024 .....	23
VERSION 9.2.1 – MARCH 2024.....	8	VERSION 9.2.1 – MARCH 2024.....	23
VERSION 9.2.0 – NOVEMBER 2023.....	8	VERSION 9.2.0 – NOVEMBER 2023.....	23
VERSION 9.1.0 – (SKIPPED).....	13	VERSION 9.1.0 (SKIPPED) .....	23
VERSION 9.0.2 – AUGUST 2023 .....	13	VERSION 9.0.2 – AUGUST 2023 .....	24
VERSION 9.0.1 – (SKIPPED).....	14	VERSION 9.0.1 (SKIPPED) .....	24
VERSION 9.0.0 – APRIL 2023 .....	14	VERSION 9.0.0 – APRIL 2023 .....	24
VERSION 8.3.2 – JANUARY 2023 .....	16	VERSION 8.3.2 – JANUARY 2023 .....	24
VERSION 8.3.1 – AUGUST 2022 .....	16	VERSION 8.3.1 – AUGUST 2022 .....	24
VERSION 8.3.0 – JUNE 2022 .....	17	VERSION 8.3.0 – JUNE 2022 .....	24
VERSION 8.2.2 – 8.2.4 (SKIPPED) .....	19	<b>GETTING HELP .....</b>	<b>25</b>
VERSION 7.1.19 thru 8.2.1 – (SKIPPED).....	19		
VERSION 7.1.18 – JULY 2021 .....	19		
VERSION 7.1.17 – JULY 2021 .....	20		
VERSION 7.1.16 – JUNE 2021 .....	20		
VERSION 7.1.15 – MAY 2021 .....	20		
VERSION 7.1.14 – APRIL 2021 .....	20		
VERSION 7.1.13 – NOVEMBER 2020.....	21		
VERSION 7.1.12 – SEPTEMBER 2020 .....	21		
VERSION 7.1.11 – AUGUST 2020 .....	21		
VERSION 7.1.10 – MARCH 2020.....	21		
VERSION 7.1.7 through VERSION 7.1.9 .....	22		
VERSION 7.1.6 – AUGUST 2020 .....	22		
VERSION 7.1.5 – NOVEMBER 2019.....	22		
VERSION 7.1.4 – NOVEMBER 2019.....	22		
VERSION 7.1.3 – OCTOBER 2019.....	22		

## VERSION HISTORY

### VERSION 9.3.1 – SEPTEMBER 2024

#### NEW FEATURES • (TRIA+ UHD PRODUCTION VIDEO SERVER)

No New Features

#### BUGS FIXED • (TRIA+ UHD PRODUCTION VIDEO SERVER)

No New Bug Fixes

### VERSION 9.3.0 – AUGUST 2024

#### NEW FEATURES • (TRIA+ UHD PRODUCTION VIDEO SERVER)

##### 1. System: “Behind the scenes” Software License Tool

This new feature does not appear in or affect User Operations—but rather is background ‘software hooks’ used by the Ross Factory and Ross Support to validate and program Software Licenses for Tria products.

##### 2. System: Video Card Firmware Updater App Changes

This app appears when upgrading the Software version in your Ross video server product that also requires updating the Firmware on the Ross Video Cards fitted in the video server.

This app had small tweaks to have the product logos removed and the Ross logo added.

##### 3. System: Removed “Abekas” Logo and upgraded to latest “Ross” Grayscale Logo

These changes were made to the Tria Config, Tria Import, Tria Explorer, and the AsRun Log Report Generator apps.

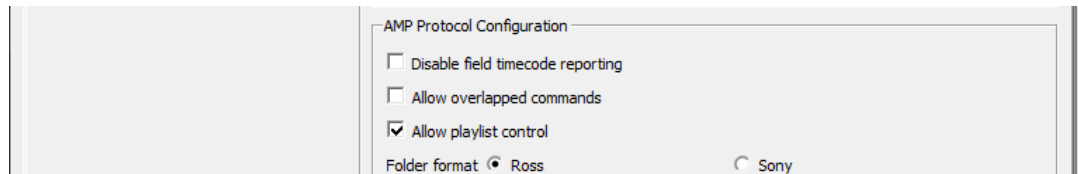
##### 4. System: Updated Third-Party Software Information in the “About” Dialogs

Third-Party License information and verbiage was updated to the most recent text within the “About” dialog within the Tria Explorer app.

##### 5. Tria Config App: AMP Protocol Folder Setting for Sony Switcher Control

Sony Switchers have implemented the “media folder listing” command set in the AMP remote control protocol slightly out of specification — so it’s different from how other switcher manufacturers have implemented these commands, including Ross.

On the RS422 tab, when “AMP over Ethernet” Protocol is active, a new “Folder format” radio button pair has been added near the bottom of the “AMP Protocol Configuration” section:



- Select the **"Ross"** radio button when controlling Tria from any Ross Switcher (or any Non-Sony branded Switcher) while using AMP protocol.
- Select the **"Sony"** radio button when controlling Tria from any Sony branded Switcher while using AMP protocol.

## 6. Tria Explorer App: Count-Down Timer while Playlist is Active

A new "Total Run Time" Count-Down timecode display has been added to the "On-Air" Playlist pane in the "Library" view in the Explorer app.

After a Playlist is first loaded into a player channel after clicking the **"AIR List"** button in the Playlist Editor, the new "Total Run Time" timecode is displayed in **green text** in the middle of the white-framed banner at the top of the Playlist pane:

ChA Playlist					
▼ 00,10,02,08					
Today's Entertainment					
#	Clip Name	Duration	@START	@END	TRANS
1.	Nature\Blue Sky Clouds	00,00,15,18	PLAY	TAKE	01,00 MIX
2.	MUSIC VIDEOS\Maria Taylor Music Video	00,04,06,28	PLAY	LOOP	01,00 MIX
3.	Nature\Blue Sky Clouds	00,00,15,18	PLAY	TAKE	01,00 MIX
4.	MUSIC VIDEOS\NIN Music Video	00,02,20,01	PLAY	TAKE	01,00 MIX
5.	Nature\Red Sky Beach	00,00,30,15	PLAY	TAKE	01,00 MIX
6.	Nature\CGI Sea at Night	00,00,20,01	PLAY	TAKE	01,00 MIX
7.	MUSIC VIDEOS\RS Demo 2018	00,01,53,22	PLAY	TAKE	01,00 MIX
8.	Nature\Green Mountains	00,00,19,22	PLAY	TAKE	01,00 MIX

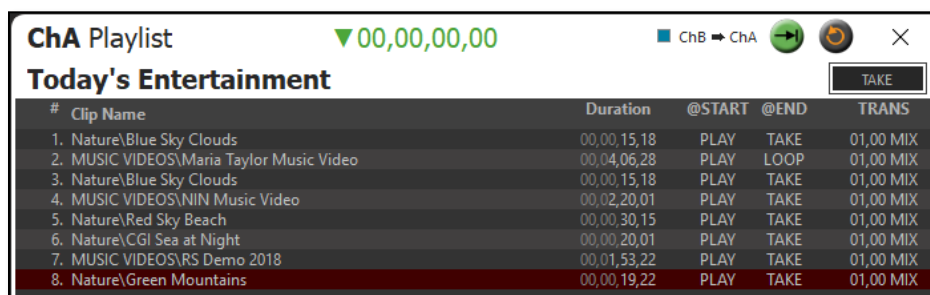
It should be noted that if the "PVW-PGM playout option" is selected (**blue** checkbox enabled at top of Playlist pane), then the Total Run Time of the playlist takes into account the TRANS durations of all the items in the Playlist, and will reduce the Count-Down timecode:

ChA Playlist					
▼ 00,09,55,08					
Today's Entertainment					
#	Clip Name	Duration	@START	@END	TRANS
1.	Nature\Blue Sky Clouds	00,00,15,18	PLAY	TAKE	01,00 MIX
2.	MUSIC VIDEOS\Maria Taylor Music Video	00,04,06,28	PLAY	LOOP	01,00 MIX
3.	Nature\Blue Sky Clouds	00,00,15,18	PLAY	TAKE	01,00 MIX
4.	MUSIC VIDEOS\NIN Music Video	00,02,20,01	PLAY	TAKE	01,00 MIX
5.	Nature\Red Sky Beach	00,00,30,15	PLAY	TAKE	01,00 MIX
6.	Nature\CGI Sea at Night	00,00,20,01	PLAY	TAKE	01,00 MIX
7.	MUSIC VIDEOS\RS Demo 2018	00,01,53,22	PLAY	TAKE	01,00 MIX
8.	Nature\Green Mountains	00,00,19,22	PLAY	TAKE	01,00 MIX

While **actively** playing out the Playlist, this Count-Down timecode display will **count down** the total time (*towards zero*) as the content advances through the Playlist:

ChA Playlist					
▼ 00,05,26,23					
Today's Entertainment					
#	Clip Name	Duration	@START	@END	TRANS
1.	Nature\Blue Sky Clouds	00,00,15,18	PLAY	TAKE	01,00 MIX
2.	MUSIC VIDEOS\Maria Taylor Music Video	00,04,06,28	PLAY	LOOP	01,00 MIX
3.	Nature\Blue Sky Clouds	00,00,15,18	PLAY	TAKE	01,00 MIX
4.	MUSIC VIDEOS\NIN Music Video	00,02,20,01	PLAY	TAKE	01,00 MIX
5.	Nature\Red Sky Beach	00,00,30,15	PLAY	TAKE	01,00 MIX
6.	Nature\CGI Sea at Night	00,00,20,01	PLAY	TAKE	01,00 MIX
7.	MUSIC VIDEOS\RS Demo 2018	00,01,53,22	PLAY	TAKE	01,00 MIX
8.	Nature\Green Mountains	00,00,19,22	PLAY	TAKE	01,00 MIX

When the Playlist finished playing out all content, the Count-Down timer displays zero:



**ChA Playlist** ▼00,00,00,00 ChB → ChA [Play] [Stop] [Close]

**Today's Entertainment** [TAKE]

#	Clip Name	Duration	@START	@END	TRANS
1.	Nature\Blue Sky Clouds	00,00,15,18	PLAY	TAKE	01,00 MIX
2.	MUSIC VIDEOS\Maria Taylor Music Video	00,04,06,28	PLAY	LOOP	01,00 MIX
3.	Nature\Blue Sky Clouds	00,00,15,18	PLAY	TAKE	01,00 MIX
4.	MUSIC VIDEOS\NIN Music Video	00,02,20,01	PLAY	TAKE	01,00 MIX
5.	Nature\Red Sky Beach	00,00,30,15	PLAY	TAKE	01,00 MIX
6.	Nature\CGI Sea at Night	00,00,20,01	PLAY	TAKE	01,00 MIX
7.	MUSIC VIDEOS\RS Demo 2018	00,01,53,22	PLAY	TAKE	01,00 MIX
8.	Nature\Green Mountains	00,00,19,22	PLAY	TAKE	01,00 MIX

## 7. Tria Explorer App: Media File Export with Transcode now a “Background Task” using Software Transcoding

Prior to this V9.3 software release, any media file export that involved a transcode would require selecting a video channel transport which was used to perform the codec transcode operation.

Starting with this V9.3 software release, media file export operations that involve a transcode operation no longer require selecting a video channel and are now performed via a new “software transcode engine” that performs the transcode export “in the background” and without occupying a video channel transport.

## 8. Tria Explorer App: Media File Export FFmpeg Library Updated • with more 1080p Transcode Codecs

Media file exporting now supports the latest version of FFmpeg, which supports new DNxHD and MPEG-4 transcoding codecs while operating in 1080p video standards.



## 9. Tria Explorer App: Media File Export transcode with ProRes Codecs

Media file exporting function now supports a small variety of ProRes codecs while performing media file exports with transcode.

## 10. Tria Explorer App: Media File Export Failures now result in Error Message

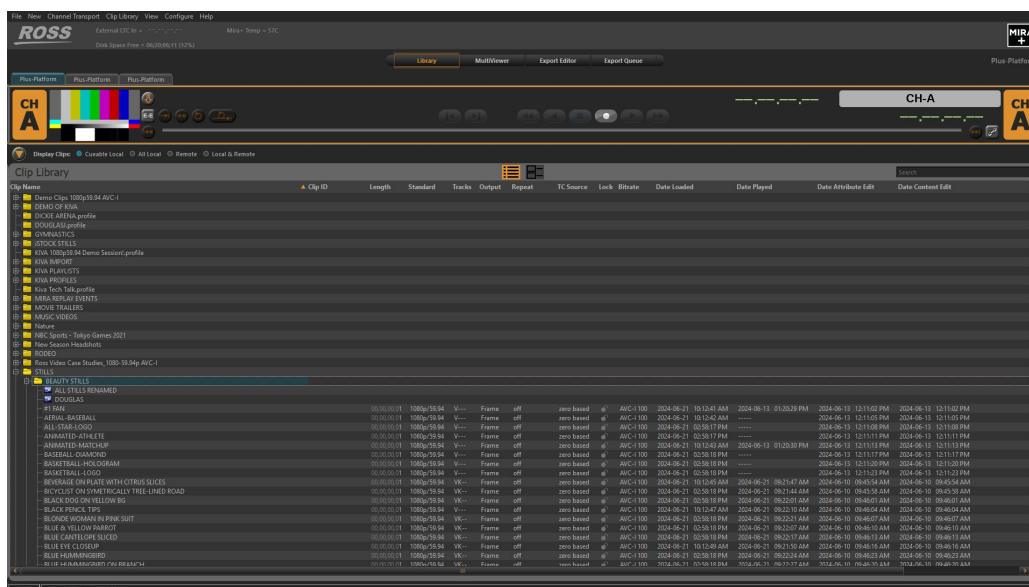
If a media file export operation fails in the Tria Explorer app, a new “Export Failed” error message pop-up now appears with information on the cause of error.

## 11. Tria Explorer App: Clip Library New “Thumbnails View”

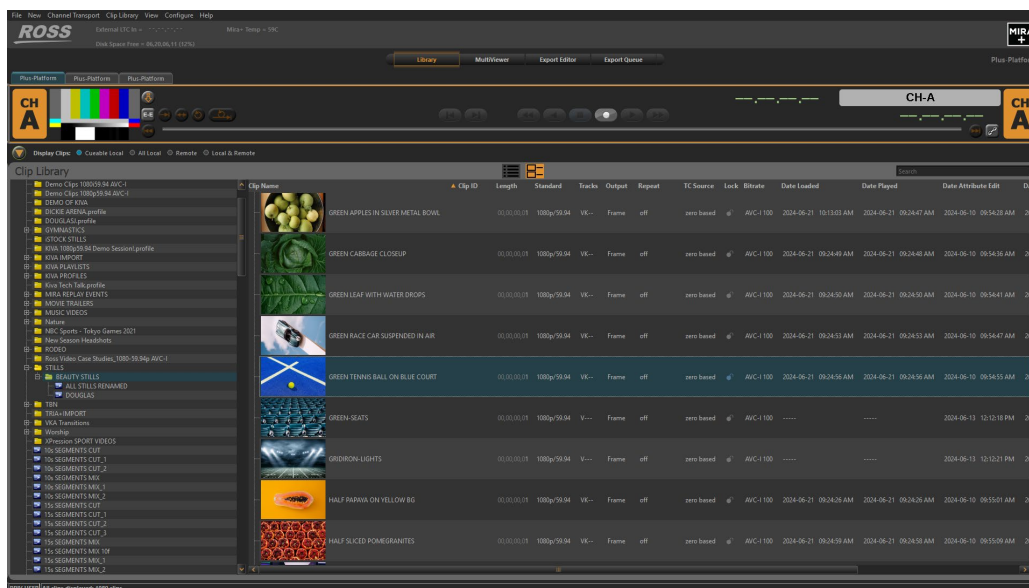
Two new buttons were added to the “Clip Library Ribbon” located at the top of the **Clip Library** listing:  . These buttons control the “layout” of the contents in the Clip Library display, as follows:

Click the given "View" button to display the contents of the Clip Library in the desired view...

-  Original **"Text-Only"** View



-  New **"Thumbnails"** View



## BUGS FIXED • (TRIA+ UHD PRODUCTION VIDEO SERVER)

### 1. Tria Explorer: Export of Child Clips incorrectly ignored clipped IN point

When any Child clip is added to the Export Queue in Tria Explorer, the IN point of the Child clip was ignored with the Export incorrectly starting at the first frame of the Parent clip. This issue is now fixed, and Child clips are now correctly exported, starting at the first frame of the Child clip.

### 2. Tria Explorer: MultiViewer Audio Meters disabled while playing PVW>PGM Playlist

While playing a Playlist in a “PVW > PGM” **channel pair** in the Tria Explorer app, the Audio Meters displayed in that channel pair in the MultiViewer would incorrectly be ‘disabled’ upon every other TAKE operation in the Playlist playout. This bug did not affect the actual audio playout from the AES and/or HD-SDI OUT embedded audio; rather, it affected **only** the Audio Metering display. This bug also did not occur while playing out a Playlist in a **single** video channel.

## VERSION 9.2.4 – JULY 2024

## NEW FEATURES • (TRIA+ UHD PRODUCTION VIDEO SERVER)

No New Features

## BUGS FIXED • (TRIA+ UHD PRODUCTION VIDEO SERVER)

### 1. System: Motherboard Intel Driver Issue causes rare Tria Explorer App Crash and/or degraded app performance

Fixed a slow memory leak caused by a change to driver for the Intel GPU integrated into the computer motherboard. This leak had potential to degrade the GPU performance and/or cause a very rare crash of the Tria Explorer App.

## VERSION 9.2.3 – (SKIPPED)

This version number was skipped.



## VERSION 9.2.2 – JUNE 2024

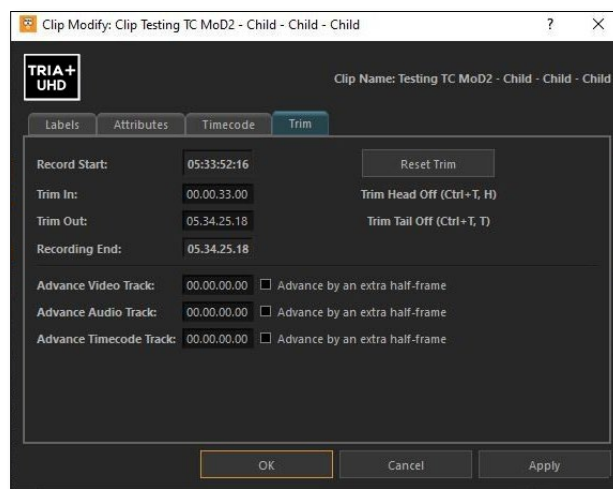
### NEW FEATURES • (TRIA+ UHD PRODUCTION VIDEO SERVER)

No New Features

### BUGS FIXED • (TRIA+ UHD PRODUCTION VIDEO SERVER)

#### 1. Tria Explorer App: Clip Modify Dialog “Trim” Errors when using ‘External Timecode’

When clips were recorded with External Timecode are modified using the “**Clip Modify**” dialog:



...a couple of errors occurred:

- A manual timecode entry made within the **Trim In** entry field could not be set to any valid TC value of the External Timecode recorded into the clip.
- Clicking the **Reset Trim** button created a bogus timecode value. Once this happens, the length of the clip changed to 1 frame duration.

Both these issues are now resolved.

#### 2. Tria Explorer App: Super Slow Motion (SSM) Clips are recorded with no Timecode and no Audio

In the Tria Config app, when a group of 2 video channels are configured for the “Super Slow Motion” (SSM) camera operations, and the Timecode is configured to use “External Timecode” or “SDI Embedded Timecode”, recordings made on that video channel transport resulted in SSM clips with no External Timecode and no Digital Audio recorded into them.

These two issues are now resolved.

## VERSION 9.2.1 – MARCH 2024

### NEW FEATURES • (TRIA+ UHD PRODUCTION VIDEO SERVER)

No New Features

### BUGS FIXED • (TRIA+ UHD PRODUCTION VIDEO SERVER)

#### 1. **System: RossTalk RECEIVE Commands Inoperable after “Abekas SE” Service Restart**

When the Abekas SE service is manually restarted, the RossTalk service would not start up automatically afterward, resulting in RossTalk RECEIVE commands becoming disabled. This issue is now resolved; RossTalk service now automatically starts after restarting Abekas SE.

#### 2. **System: Chassis Service stops logging after a few hours**

The background Chassis Service diagnostic logger would halt logging errors after a few hours machine operation. This issue is now resolved. The Chassis Service now continuously logs all errors.

#### 3. **File Import App: File Import causes Color Shift**

An error in the color space conversion caused media file import to subtly shift colors of the imported media. This issue is now resolved; there is no longer any color shift when importing media files.

#### 4. **File Import App: App crash after several hundred media file imports**

A slow memory leak caused the File Import app to crash after several hundred media files are imported. This issue is now resolved; the File Import app no longer crashes.

## VERSION 9.2.0 – NOVEMBER 2023

### NEW FEATURES • (TRIA+ UHD PRODUCTION VIDEO SERVER)

#### 1. **Tria Config App: Change Default Image upon “Unload Video Channel”**

Prior to V9.2 Software, whenever a video channel transport was “Unloaded” that channel would be automatically loaded with “Internal Color Bars”.

A new feature has been added to the **Tria Config** app on the **Channels** tab to allow the User to change the image that gets loaded upon a Channel Unload operation. The choices are:

- Color Bars (Default)
- Black
- Stored Still/Clip from Clip Library

**NOTE:** The “Stored Still or Clip” selection will present all .clip files stored in the Clip Library, including clips that are in video standards *different* from the video standard the video server is



currently operating in. If a still or clip is chosen that's in a *different* video standard, then when the Unload command is executed the "Color Bars" will be loaded instead (*because it's impossible to load a .clip file that's in another video standard*).

## 2. Tria Config App: RossTalk Protocol • Change Port Number

In the **Tria Config** app on the **RS422** tab, a new feature has been added to allow the "RossTalk port number" to be changed. The default port number is 7788.

The RossTalk port number can now be changed to a new port number ranging from 7788 to 7798 to help avoid duplicate RossTalk port numbers with other devices on the same Ethernet network.

## 3. Tria Remote Control: Added RossTalk Receive Command: Load Playlist

A new RossTalk Receive command has been added to load Playlist media content into specific video player channel(s), with the following syntax:

<b>LOAD_PLAYLIST</b> (pvw-channel:)pgm-channel:playlistname	Load playlist in specific <i>channel</i> or <i>channels</i> (see: "Examples of Load Playlist Command" below)
---	---

### Examples of Load Playlist Command

#### **LOAD\_PLAYLIST B:A:Sports\_Show**

Loads playlist titled "**Sports\_Show**" into **ChA** as PGM Player and with **ChB** as PVW Player. The **first** playlist item is loaded into **ChA**, while the **second** playlist item is loaded into **ChB**.

#### **LOAD\_PLAYLIST D:Good Morning Show**

Loads playlist titled "**Good Morning Show**" into **ChD** as PGM Player; first item is loaded into **ChD**.

## 4. Tria Remote Control: Added RossTalk Receive Command: Loop Playlist

A new RossTalk Receive command has been added to loop all Playlist content in a specific video player channel, with the following syntax:

<b>LOOP_PLAYLIST</b> channel:mode	Enable Loop Playlist (see: "Examples of Loop Playlist Command" below)
-----------------------------------	--

### Examples of Loop Playlist Command

These commands can be issued *during* playlist playout.

#### **LOOP\_PLAYLIST A:loop**

Enables "**loop**" command for playlist currently loaded in **ChA**.

#### **LOOP\_PLAYLIST A:off**

Disables "**loop**" command for playlist currently loaded in **ChA**.

## 5. Tria Remote Control: RossTalk Receive Commands: 'forward slash' to indicate 'Folder'

While using RossTalk Receive commands that can include 'folders' and 'subfolders' in the video server's Clip Library, the 'forward slash' character ( / ) is now allowed, in addition to the 'back slash' character ( \ ), as has always been the case.

Example:

(H:\Video) SPORTS\HOCKEY\Finals or (H:\Video) SPORTS\\HOCKEY\\Finals

Can now be simply:

(H:\Video) SPORTS/HOCKEY/Finals

RossTalk Receive Commands affected by this change:

<b>CUE channel:clipname</b>	Load <i>clipname</i> on <i>channel</i>
<b>CUE channel:clipname:position</b>	Load <i>clipname</i> on <i>channel</i> and seek to <i>position</i>
<b>PLAY channel:clipname</b>	Load <i>clipname</i> and start playing
<b>PLAY channel:clipname:position</b>	Load <i>clipname</i> and start playing from <i>position</i>
<b>LOAD_PLAYLIST (pvw-channel:)pgm-channel:playlistname</b>	Load <i>playlist</i> in specific <i>channel</i> or <i>channels</i>

## 6. Tria Remote Control: Added RossTalk Receive Command: TAKE

A new RossTalk Receive command has been added to transition ("take") media content within specific video player channel, with the following syntax:

<b>TAKE channel</b>	Take (transition) clip content in <i>channel</i> (see: "Examples of TAKE Command" below)
---------------------	---

Examples of TAKE Command

### TAKE A

With the Tria Explorer app configured with two PGM Players while a Playlist is "ON-AIR" in the channel pair (ChA=PGM / ChB=PVW): Swaps PVW content of the Playlist from ChB into PGM ChA, and advances the Playlist forward by one item.

## 7. Tria Remote Control: Added RossTalk Receive Command: UP\_ONE\_ITEM

A new RossTalk Receive command has been added to move an active Playlist's "current item highlighting cursor" UP by one item in the Playlist, with the following syntax:

<b>UP_ONE_ITEM channel</b>	Move Playlist "current item highlighting cursor" for playlist active in <i>channel</i> UP by one item (see: "Example of UP_ONE_ITEM Command" below)
----------------------------	--

Examples of UP\_ONE\_ITEM Command

### UP\_ONE\_ITEM B

While Playlist is loaded in ChB as (PVW) with ChA as (PGM): moves the "current item highlighting cursor" UP by one item within the playlist that's currently active in ChB.

### 8. Tria Remote Control: Added RossTalk Receive Command: DOWN\_ONE\_ITEM

A new RossTalk Receive command has been added to move an active Playlist’s “current item highlighting cursor” DOWN by one item in the Playlist, with the following syntax:

<b>DOWN_ONE_ITEM</b> <i>channel</i>	Move Playlist “current item highlighting cursor” for playlist active in <i>channel</i> DOWN by one item (see: “Example of DOWN_ONE_ITEM Command” below)
-------------------------------------	--

Examples of DOWN\_ONE\_ITEM Command

#### DOWN\_ONE\_ITEM B

While Playlist is loaded in ChB as (PVW) with ChA as (PGM): moves the “current item highlighting cursor” DOWN by one item within the playlist that’s currently active in ChB.

### 9. Tria Remote Control: Added RossTalk Receive Command: RECUE\_TO\_FIRST\_ITEM

A new RossTalk Receive command has been added to move an active Playlist’s “current item highlighting cursor” to FIRST item in the Playlist, with the following syntax:

<b>RECUE_TO_FIRST_ITEM</b> <i>channel</i>	Move Playlist “current item highlighting cursor” for playlist active in <i>channel</i> to FIRST item (see: “Example of RECUE_TO_FIRST_ITEM Command” below)
---	---

Examples of RECUE\_TO\_FIRST\_ITEM Command

#### RECUE\_TO\_FIRST\_ITEM B

While Playlist is loaded in ChB as (PVW) with ChA as (PGM): moves the “current item highlighting cursor” to FIRST item within the playlist that’s currently active in ChB.

If you want the newly highlighted playlist item to transition into the PGM player, you’ll need to follow this RECUE command with a TAKE command.

### 10. Tria Remote Control: Added RossTalk Receive Command: EJECT\_PLAYLIST

A new RossTalk Receive command has been added to unload (EJECT) a Playlist that’s currently loaded in the specified video channel, with the following syntax:

<b>EJECT_PLAYLIST</b> <i>channel</i>	Unloads (Ejects) Playlist that’s currently loaded in <i>channel</i> (see: “Example of EJECT_PLAYLIST Command” below)
--------------------------------------	--

Examples of EJECT\_PLAYLIST Command

#### EJECT\_PLAYLIST A

While Playlist is loaded in ChB as (PVW) with ChA as (PGM): halts playout of the active Playlist but keeps the currently playing item in ChA (PGM) playing out.

To completely clear the Playlist from all playout channels, follow with another command:

EJECT\_PLAYLIST A

— or —

EJECT A

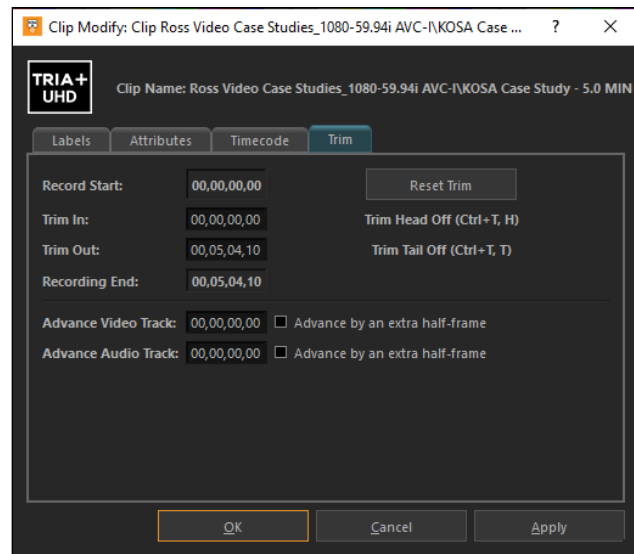
## BUGS FIXED • (TRIA+ UHD PRODUCTION VIDEO SERVER)

### 1. File Import: Photoshop (PSD) media file support

Fixed bug that prevented Photoshop files (.PSD) from being imported. These files now import.

### 2. Tria Explorer App: "Clip Trim" functions broken in "Clip Modify" dialog window

When using the "Clip Modify" dialog window with the "Trim" tab selected (*shown below*), the "Trim In" and "Trim Out" functions did not operate correctly, while the associated QWERTY keyboard shortcuts did operate correctly. These bugs are now fixed.



### 3. Tria Explorer App: LOAD Button "Grayed Out" when Locking/Unlocking a Channel Transport

When Tria Explorer app is closed/quit *while* a "Channel Transport" is locked (*via the **CTRL+Mouse Click** lock function*), then launch Tria Explorer app again and unlock the Channel Transport, the Clip Load button is grayed out and inaccessible. The only way to regain access to the Clip Load button is to close/quit Tria Explorer again while the Channel Transport is unlocked.

This bug is now fixed.

### 4. Tria Explorer App: Using "GoTo/Seek to Timecode" function with imported clips, seeks to wrong timecode

In the Tria Explorer app, Users can easily seek to a desired timecode point within the currently loaded clip while a clip is loaded in a given video channel transport:

- Double-Click the "Count Up" timecode (the "lower" green timecode number); this changes that timecode display into a "Timecode Entry Field".
- Type value of the desired timecode into numeric keypad on QWERTY.
- Tap ENTER on QWERTY to "seek" or "goto" the defined timecode within the currently loaded clip.

This works fine if the clip loaded in the channel was recorded via HD-SDI video input.

This procedure does NOT work if the clip loaded in the channel transport was imported via the File Import app. The procedure will “seek” to an incorrect timecode value.

And if the imported clip is parked on the first frame this “seek” operation does NOTHING.

This bug is now fixed.

#### 5. Tria Explorer App: Unable to create Child Clips from previously used Clip Name

When a clip is created with a given Clip Name you can create Child Clips from that Parent Clip.

However, when these Parent and Child Clips are all deleted, and then a newer Parent Clip is recorded with the *exact same* Clip Name as the old Parent Clip that was deleted earlier, then it is impossible to create Child Clips from this newer Parent Clip.

This bug is now fixed.

#### 6. Tria Explorer App: Rare Crash

Fixed app crash that was quite rare but happened most often while playing out Playlists of Stills.

#### 7. Tria Explorer App: Audio Meter Scaling Changes

Audio Meters level scaling was adjusted to correct a 12dB offset with respect standard audio reference scaling.

### VERSION 9.1.0 – (SKIPPED)

This version number was skipped.

### VERSION 9.0.2 – AUGUST 2023

#### NEW FEATURES • (TRIA+ UHD PRODUCTION VIDEO SERVER)

No New Features

#### BUGS FIXED • (TRIA+ UHD PRODUCTION VIDEO SERVER)

##### 1. AMP Protocol: “Get Clip List” Command Broken

The AMP protocol command “Get Clip List” returned only one clip from the Clip Library, no matter how many clips are stored. This bug is now fixed.

##### 2. All Remote-Control Protocols

Improved command latency of video servers running in video standards below 30Hz.

### 3. Tria Explorer App: Very Rare App Crash

When running a Playlist with a series of stills in a loop for several hours non-stop, the Tria Explorer App would eventually crash. This bug is now fixed.

### 4. File Import App: Video not Centered upon file import

When importing media files with a video aspect ratio that's different from the current operating video standard, the media file's video would not be 'centered' in the raster. This bug is now fixed, and the video is now centered in the raster.

### 5. File Import App: Photoshop media files (.psd) do not import

When a still media file with the .psd file extension was imported, an error message resulted, and the file was not imported. This bug is now fixed.

### 6. File Import App: Black frame added to end of clip

For media files created with certain video codecs, upon import of these media files an extra frame of black was added to the end of the clip. This bug is now fixed.

## VERSION 9.0.1 – (SKIPPED)

This version number was skipped.

## VERSION 9.0.0 – APRIL 2023

### NEW FEATURES • (TRIA+ UHD PRODUCTION VIDEO SERVER)

#### 1. Software Licensing Feature

Added new feature that "keys" a new software license for the "Tria Software Suite" to the Tria+ UHD motherboard serial number.

[Learn more](#) about the purpose behind this new software license.

#### 2. Support clips longer than 24 hours

Increased maximum duration of SDI input recordings to go beyond 24-Hours and up to currently available media storage open space.

#### 3. 14-Tracks of Embedded Audio

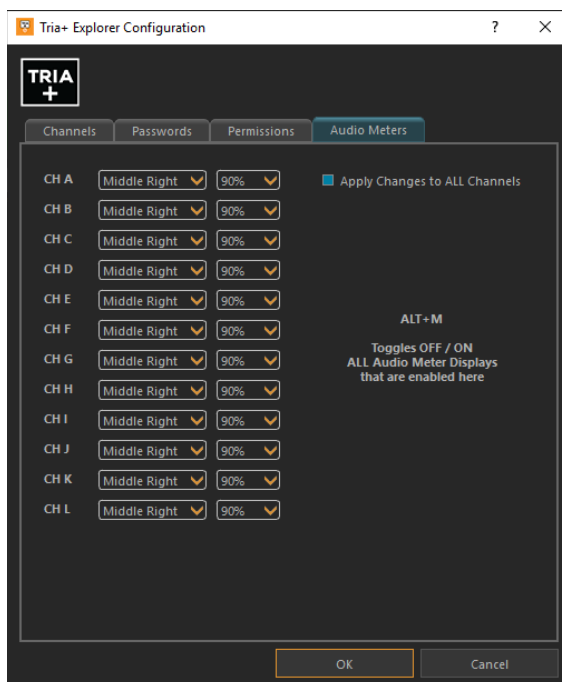
Increased the number of embedded audio tracks from 8-tracks to 14-tracks.

#### 4. Audio Level Metering Displays in Tria Explorer MultiViewer

Features of the new Audio Metering Displays:



- a) **Tria Explorer app:** The new Audio Metering Displays can be superimposed over the active video image within the video panes independently for each video channel, but only within the MultiViewer display (when VIEWER is active).
- **Position & Opacity** of each Audio Meter Display can be set to one of six locations within each video pane through the “**Audio Meters**” tab in the **General Configuration** dialog window:



- b) The “**ALT+M**” keyboard shortcut can be used at any time to toggle ON or OFF **all** the Audio Meter Displays in the **Tria Explorer** app.
- c) The number of audio tracks displayed in the Audio Metering Displays is dictated by:
- How many audio tracks exist in the clip currently loaded in the given video channel (during PLAY operations)
  - How many audio tracks exist in the clip currently recording in the given video channel (during LIVE EE and RECORD operations)

## BUGS FIXED • (TRIA+ UHD PRODUCTION VIDEO SERVER)

### 1. Tria Explorer App: Keywords Column in Clip Library

Fixed issue in which “Keywords” column could not be made visible in Library view.

Keywords are now also searched with a Clip Library search operation.

### 2. Tria Explorer App: Added Window Title of Undocked MultiViewer

Now displays “Tria+ UHD MultiViewer” in Windows title bar.

### 3. **Security Fix: Ethernet Port 8080 no longer has Remote Access**

Fixed issue to restrict remote access to Ethernet port 8080.

### 4. **Security Fix: Disabled Areca RAID Controller web server from Remote Access**

Fixed issue to restrict remote access to the built-in Areca RAID controller.

## VERSION 8.3.2 – JANUARY 2023

### NEW FEATURES • (TRIA+ UHD PRODUCTION SERVER)

No New Features

### BUGS FIXED • (TRIA+ UHD PRODUCTION SERVER)

#### 1. **AMP Protocol: Clip Library Listing caused system crash in “certain cases”**

Fixed an issue in which clips that are named in certain ways would result in a Tria+ UHD system crash when the “Get Clip List” command was issued from AMP remote controllers.

#### 2. **Media File Export: No Audio in exported XAVC-Intra MXF media file**

Fixed bug with Media File Export: when exporting captured content from a UHD .clip file (either Class 300 or Class 480) into XAVC-Intra MXF media file, that MXF media file had NO audio tracks whatsoever.

## VERSION 8.3.1 – AUGUST 2022

### NEW FEATURES • (TRIA+ UHD PRODUCTION SERVER)

No New Features

### BUGS FIXED • (TRIA+ UHD PRODUCTION SERVER)

#### 1. **Tria Explorer app: Unable to re-arrange items in Playlist while Playlist Editor is active**

Fixed Bug: Applies to the Playlist Editor in the Tria Explorer application; items could not be rearranged with drag-and-drop operation.

## VERSION 8.3.0 – JUNE 2022

### NEW FEATURES • (TRIA+ UHD PRODUCTION SERVER)

#### 1. Tria Explorer app: Search now 'Auto-Expands' Folder(s) with matching clips/playlists/sub-folders

When searching for text in Tria Explorer, the Clip Library now automatically expands any folder containing matching clips, playlists, and sub-folders.

#### 2. System: Timecode Chase Input

Changed Timecode Chase feature to use 'stereo audio input' on computer motherboard instead of 'mono audio input' to allow Timecode Chase to work on legacy motherboards.

With timecode chase functionality, a "Chase List" of clips can be created (similar to a Playlist), with each item/clip is assigned a timecode at which the clip is loaded into a video channel and played. This timecode chase list follows the incoming timecode signal fed from an external "master" device and into the "LINE IN" 3.5mm audio jack on the motherboard audio I/O at the rear of the Tria+ UHD chassis.

#### 3. System: New "As Run Log" Report Generator App

Added this new feature to filter, display, and generate a PDF or CSV file of media clips that have been played in any video channel for up to the previous 90 days.

#### 4. System: RossTalk RECEIVE Commands

Added new feature to support RossTalk protocol "receive" commands via Ethernet to control video channels in the Tria production video server.

#### 5. VANC record and play in 720p & 1080p video standards (Tria & Tria+ with AVC-Intra Hardware Only)

Expanded the ability for record and playback of VANC data contained within the SDI video I/O pathways **in 720p and 1080p video standards**—so VANC data such as closed-captioning, HDR flags, etc. are preserved during base-band record and playback on the SDI video I/O pathways.

#### 6. Tria Import app: Updated MXF Media File Libraries to latest version

These updated MXF libraries improves handling of MXF media files during Import and Export operations when the MXF contains native video codec essence.

#### 7. System: Windows Security Patch

Added work-around security patch for [Microsoft Windows CVE-2022-30190](https://msrc.microsoft.com/update-guide/vulnerability/CVE-2022-30190).

## BUGS FIXED • (TRIA+ UHD PRODUCTION SERVER)

### 1. **System: Unexpected halt to live Record functions**

Under certain conditions, SDI input recording would sometimes unexpectedly halt after varying periods of time. This bug is now fixed.

### 2. **System: Functional hang-up after deleting .clip files via Tria Explorer app and via remote control interfaces**

In rare cases under very particular conditions, deleting a .clip file via the Tria Explorer app or from remote control interfaces would then cause the controlling app to “functionally hang”; the only remedy was to quit and re-start the controlling app. This bug is now fixed.

### 3. **Tria Explorer app: Export of .clip Files stored on Drive Volumes other than “H:\Video”**

Fixed issue where the Tria Explorer application would not export content from “.clip” files stored on drive volumes other than “H:\”.

### 4. **Tria Explorer app: Playlists containing “missing items” now skips those items**

When a Playlist contains “missing items” (items in which the underlying clip files were either re-named, deleted, or moved to another folder), the Playlist playout would halt on the missing item(s). This bug is now fixed.

### 5. **Tria Import app: Failure to ‘close’ MXF media file after import during “native” codec import**

This bug would leave the source MXF media files “open” from the file system point of view, preventing other applications from moving, deleting, re-naming, or otherwise altering the source media files after they were imported. This bug is now fixed.

### 6. **Tria Explorer app: “Create Child Clip” from non-existent angles in a multi-angle .clip file**

Angles that were not present in the .clip file would be offered for creating a Child clip. These angles are now dimmed and not selectable in the pop-up menu that appears when you right-click on this .clip file and select > “Create child clip from angle”.

### 7. **System: Erroneous Error Messages about assigning RS422 to a Video Channel**

Fixed an issue in which erroneous error messages would appear asking the User to assign an RS422 port to a video channel.

### 8. **Tria Import app: Media Files Imported with “Frame of Black” at Start or End of .clip file**

Fixed an issue with the Media File Import app (using FFmpeg libraries) when importing certain content that caused a frame of Black to be included at either the start or end of the imported .clip file.

#### 9. Tria Import app: Media Files Imported with “Audio Glitches” in .clip file

Fixed an issue that caused “audio glitches” when importing media files containing audio with a 44.1kHz sample rate.

#### 10. Tria Import app: Media Files Imported with Incorrect Aspect Ratio

Fixed an issue with the Media File Import app (using FFmpeg libraries) when importing media files with an aspect ratio different from the currently active video standard. The File Import app now anchors video into upper-left corner, instead of resizing it.

#### 11. System: AMP Protocol – Root folder now called “Default” in command replies

Some external third-party applications require this exact name for the ‘root folder’ (a.k.a. “H:\Video” folder) in order to function properly.

#### 12. System: AMP Protocol – Received Command “No Reply”

Fixed an issue where received AMP protocol commands sometimes resulted in ‘no reply’ to the external controlling device.

#### 13. System: AMP Protocol – Record Cue Command when used with ‘long’ clip name

Fixed an issue where the AMP protocol RECORD\_CUE command would fail when a ‘long’ clip name was specified with the command.

### VERSION 8.2.2 – 8.2.4 (SKIPPED)

These version numbers were skipped.

### VERSION 7.1.19 THRU 8.2.1 – (SKIPPED)

These version number series were skipped.

### VERSION 7.1.18 – JULY 2021

#### NEW FEATURES • (TRIA+ UHD PRODUCTION SERVER)

No New Features

#### BUG FIXES • (TRIA+ UHD PRODUCTION SERVER)

1. **Embedded Timecode Out Missing in Quad Link SDI video streams while operating in UHD-4K video standard**  
(Tria & Tria+ with AVC-Intra Hardware Only)

Repaired the missing timecode out (fixed on “second and third video boards” ChE-ChL).

## VERSION 7.1.17 – JULY 2021

### NEW FEATURES • (TRIA+ UHD PRODUCTION SERVER)

No New Features

### BUG FIXES • (TRIA+ UHD PRODUCTION SERVER)

1. **Embedded Timecode Out Missing in Quad Link SDI video streams while operating in UHD-4K video standard**

Repaired the missing timecode out (but fixed only on “first video board” ChA-ChD).

## VERSION 7.1.16 – JUNE 2021

### NEW FEATURES • (TRIA+ UHD PRODUCTION SERVER)

1. **Firmware Update to support HDR VPID metadata in UHD-4K Video Standards (Tria & Tria+ with AVC-Intra Hardware Only)**

Specific FPGA firmware update to add HDR VPID metadata on the SDI video I/Os during UHD-4K video standard operation. This applies specifically to the “Quad-Link” 3G SDI I/Os only.

### BUG FIXES • (TRIA+ UHD PRODUCTION SERVER)

No Bug Fixes

## VERSION 7.1.15 – MAY 2021

### NEW FEATURES • (TRIA+ UHD PRODUCTION SERVER)

1. **VANC record and play in 1080i video standards (Tria & Tria+ with AVC-Intra Hardware Only)**

Added ability for record and playback of VANC data contained within the SDI video I/O pathways **in 1080i video standards**—so VANC data such as closed-captioning, HDR flags, etc. are preserved during base-band record and playback on the SDI video I/O pathways.

### BUG FIXES • (TRIA+ UHD PRODUCTION SERVER)

No Bug Fixes

## VERSION 7.1.14 – APRIL 2021

### NEW FEATURES • (TRIA+ UHD PRODUCTION SERVER)

No New Features



## BUG FIXES • (TRIA+ UHD PRODUCTION SERVER)

No Bug Fixes

## VERSION 7.1.13 – NOVEMBER 2020

### NEW FEATURES • (TRIA+ UHD PRODUCTION SERVER)

No New Features

### BUGS FIXED • (TRIA+ UHD PRODUCTION SERVER)

#### 1. Video Server Products with AVC-Intra Video Hardware Initialization Error (Tria & Tria+ with AVC-Intra Hardware Only)

Fixed rare issue in which AVC-Intra video hardware that would *sometimes* not initialize at O/S restart and/or at power-on, resulting in 'no video channels'.

## VERSION 7.1.12 – SEPTEMBER 2020

### NEW FEATURES • (TRIA+ UHD PRODUCTION SERVER)

No New Features

### BUGS FIXED • (TRIA+ UHD PRODUCTION SERVER)

#### 1. Media File Import App Compatibility Fixes

Improved compatibility of certain media files codecs and wrappers during media file import transcoding while using the FFmpeg codec libraries.

## VERSION 7.1.11 – AUGUST 2020

### NEW FEATURES • (TRIA+ UHD PRODUCTION SERVER)

No New Features. This release version number was for Mira replay systems.

### BUGS FIXED • (TRIA+ UHD PRODUCTION SERVER)

No Bug Fixes. This release version number was for Mira replay systems.

## VERSION 7.1.10 – MARCH 2020

### NEW FEATURES • (TRIA+ UHD PRODUCTION SERVER)

No New Features. This release version number was for 2RU Express video servers.

### BUGS FIXED • (TRIA+ UHD PRODUCTION SERVER)

No Bug Fixes. This release version number was for 2RU Express video servers.

## VERSION 7.1.7 THROUGH VERSION 7.1.9

### NEW FEATURES • (TRIA+ UHD PRODUCTION SERVER)

No New Features. These release version numbers were only for **Tria News** video servers.

### BUGS FIXED • (TRIA+ UHD PRODUCTION SERVER)

No Bug Fixes. These release version numbers were only for **Tria News** video servers.

## VERSION 7.1.6 – AUGUST 2020

### NEW FEATURES • (TRIA+ UHD PRODUCTION SERVER)

No New Features.

### BUGS FIXED • (TRIA+ UHD PRODUCTION SERVER)

No Bug Fixes. This release version number was only for **Mira+** replay system.

## VERSION 7.1.5 – NOVEMBER 2019

### NEW FEATURES • (TRIA+ UHD PRODUCTION SERVER)

No New Features

### BUGS FIXED • (TRIA+ UHD PRODUCTION SERVER)

1. **Fix for new Xilinx part used on AVC-Intra video boards in Mira and Tria platforms (Tria & Tria+ with AVC-Intra Hardware Only)**

Xilinx changed something subtle in the newest fab of their chips, which in turn could sometimes cause 'green artifacts' on some SDI video outputs.

## VERSION 7.1.4 – NOVEMBER 2019

### NEW FEATURES • (TRIA+ UHD PRODUCTION SERVER)

No New Features

### BUGS FIXED • (TRIA+ UHD PRODUCTION SERVER)

No Bug Fixes. This release version number was only for **Mira Express** replay system.

## VERSION 7.1.3 – OCTOBER 2019

### NEW FEATURES • (TRIA+ UHD PRODUCTION SERVER)

No New Features

## BUGS FIXED • (TRIA+ UHD PRODUCTION SERVER)

### 1. Import of ANC data from MXF media files while operating in 59.94 frame-rate video standards

(Tria & Tria+ with AVC-Intra Hardware Only)

Corrected an issue when MXF media files were imported, ANC data present in the media file header were not imported.

## KNOWN ISSUES

### VERSION 9.3.1 – SEPTEMBER 2024

No Known Issues

### VERSION 9.3.0 – AUGUST 2024

No Known Issues

### VERSION 9.2.4 – JULY 2024

No Known Issues

### VERSION 9.2.3 (SKIPPED)

This version number was skipped.

### VERSION 9.2.2 – JUNE 2024

No Known Issues

### VERSION 9.2.1 – MARCH 2024

No Known Issues

### VERSION 9.2.0 – NOVEMBER 2023

No Known Issues

### VERSION 9.1.0 (SKIPPED)

This version number was skipped.

## **VERSION 9.0.2 – AUGUST 2023**

No Known Issues

## **VERSION 9.0.1 (SKIPPED)**

This version number was skipped.

## **VERSION 9.0.0 – APRIL 2023**

No known issues.

## **VERSION 8.3.2 – JANUARY 2023**

No known issues.

## **VERSION 8.3.1 – AUGUST 2022**

No known issues.

## **VERSION 8.3.0 – JUNE 2022**

### **1. Missing Video Panes in DashBoard V9.5 and above**

Video panes will not appear in a DashBoard panel running on the Tria video server itself. If the DashBoard app software version is V9.4 or below, the video panes operate properly.

## GETTING HELP

- Ross Online Tria+ UHD Help on the Web: [Tria+ UHD Online Help](#)
- Ross Support on the Web: <https://support.rossvideo.com/hc/en-us>
- Our 24-hour hotline service provides access to technical expertise around the clock. After-sales service and technical support is provided directly by Ross Video personnel...
  - **During business hours (Eastern Standard Time):**  
 Ross Technical Support personnel are available by telephone:
    - **Technical Support: (+1) 613-652-4886**
    - **After Hours Emergency: (+1) 613-349-0006**
  - **After hours and on weekends:**  
 Emergency technical support is available. A telephone-answering device will provide the names and phone numbers of technical support and field service personnel who are on call. Ross staff are available to react to any problem and to do whatever is necessary to ensure customer satisfaction.
  - **Serious issues needing urgent attention and tracking:**  
 Please ensure you are given a ticket number and refer to this number in follow-up communications.