

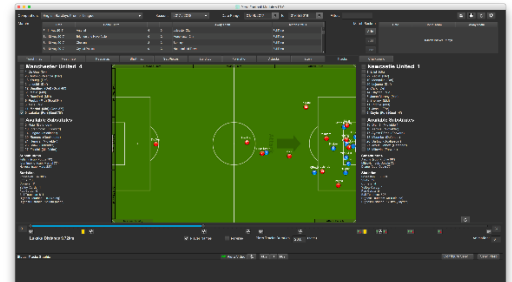
# PIERO SPORTS GRAPHICS

Version 14.0  
Release Notes

## What's New

### POSITIONAL PLAYER DATA

Have positional data for soccer from STATS or Tracab? Import it into Piero to create tracks in seconds. Combine it with Opta data in the Data Module to speed up your workflow and quickly create powerfully accurate graphics.



*\*Requires access to Tracab or STATS data and the full match video in wide angle.*

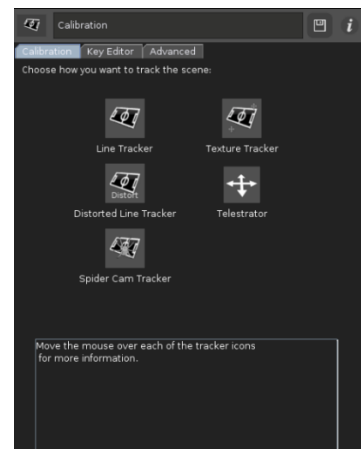
*\*\*Requires an Opta subscription, plus access to Tracab or STATS data and the full match video in wide angle.*



- **All your data in one place:** Whichever your sport, filter your data and create engaging graphics in the Data Module.
- Import your positional player data directly into Piero\*: Create tracks in seconds by importing Tracab or STATS positional data
- **Create tracks directly from the Data Module\*:** Import your positional player data from Tracab or STATS into the Data module, navigate it and select tracks to send to Piero
- **Combine different sets of data\*\*:** Combine event data from Opta with positional player data from Tracab or STATS to create high-accuracy graphics, create clips at key moments and navigate the video.

### CALIBRATION


Whether you need to calibrate a super-wide-angle camera to visualise your data or a SpyderCam for a bird's-eye view, we've got you covered.



- **SpyderCam Calibration:** Long awaited, calibrate and track your SpyderCam footage.
- **Wide-Angle Calibration:** Calibrate wide angle video with accurate tracking and positioning.
- **Single Calibration Icon:** Click on the calibration icon, then select the type of calibration you want to use.

### TOUCH

It's the details that make the difference.



Touch

- **Line-Up:** Animate a team from one formation to another, move players more easily thanks to improved selection.
- **The Tactical Board:** is now available to use in the Touch apps, an alternative to the Virtual Stadium.
- **New play/pause button in Remote Touch,** available in both Windows and iPad apps.
- **Improved effect interaction:** Many Touch effects now allow repositioning and deleting, even after adding a different effect.
- **Space Bar:** press to pause the video in Touch.
- **Clips visible to the touch screen user:** Choose whether a clip appears in the Touch app when using file mode.



## Improvements

3D Player Utility	Auto Find Images has been improved to recognise parts of the player name in a file name (e.g. Player name = Paul Alan Johnson, file name = johnson.png)
Clips in File Mode	Set the clip to pause at the end, giving greater control to the touch screen/iPad user.
File Browser	Import and export video files to and from your chosen location in File Mode. Player data and visual assets can also be loaded via the file browser.
Fonts	Open Sans Regular and Bold are now distributed with Piero.
Link to Track	A Link to Track icon has been added to all player tracking effects.
Moveable Players	Time the movement of players using the In/Out delay properties.
Reflection Property	Easily select the reflection style you require.
Region Tool	Improved region recognition on wide camera angles.

## Bug Fixes

Counter	Stabilised text size when dragging.
Logo	Changing an animating logo to "NONE" during animation no longer causes Piero to freeze.
Mac Touch Bar	Rapidly pressing the delete button, or other buttons, no longer causes Piero to freeze.
Software Installer	On CentOS 7.4 it is now possible to start the installer by clicking on the icon.
Sportscodes Utility	Piero generated XML can correctly be merged with XML exported from Sportscodes.
Team Line Up	Home and Away formation buttons now provide visual feedback on iPad.
Text (general)	Fixed a performance issue causing Piero to drop frames
Timeline	Effects can have their duration changed by dragging, without being stopped by an invisible barrier.
Title Text	Present for all clients.
VTR Touch controls	When the video is stopped in a pause, touch screen users can now navigate to another point in the video or load a clip.