

Graphite CPC 1.6.1

- Release Date: February, 2026.

Note: For greater security, it is recommended that you disable Remote Desktop on the Graphite CPC server. On Windows 10, right-click on the **Start** button and click **System > Remote Desktop**. Switch **Enable Remote Desktop** to **Off**.

Note: Refer to your XPression software Upgrade Notes for information on any Windows® applications what may need to be updated.

Feature Enhancements

A number of features have been added, or updated, to this version of software. This section provides a brief introduction to these features, and how to use them.

v1.6.1 Features

TouchDrive Modular Memory Control Panels

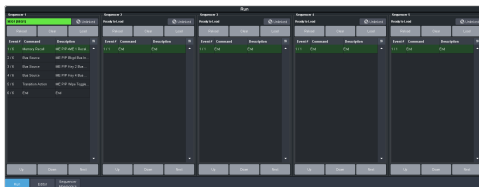
Support has been added for the MMC (Modular Memory Control) TouchDrive control panels.

v1.6.0 Features

Sequencer

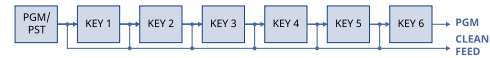
The switcher has 5 Sequencers that allow you to create a playlist or rundown of custom events, much like custom controls. Each Sequencers can be run independently or linked to other Sequencers so that they all advance together. The Sequencer uses sequences to store the rundown of events. These sequence files can be loaded into one or multiple Sequencers.

Tip: You can link multiple Sequencers together so that as you advance though one, the other Sequencers will advance.



Clean Feed

The clean feed provides a second program output that can be taken before any key, excluding the downstream keys from the output.

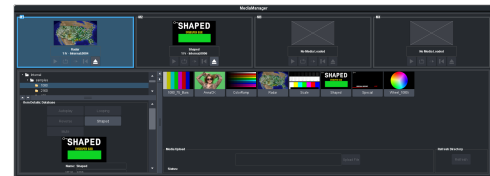


Additional MultiViewer

A second Video Processor MultiViewer has been added with all the same functionality.

Media-Stores

Four channels of Media-Store with alpha have been added, allowing for still, small animations, and MediaWipes.



New Devices Supported

New Devices

No new devices were added or updated for this version of software.

New/Updated Commands

No new commands were added or updated for this version of software.

Bugs Addressed

The following bugs were addressed in this version of software:

- No bugs were addressed for this version of software.

Security & Network Vulnerabilities

The following exploits have been identified:

- CVE-2024-6387: Remote Unauthenticated Code Execution Vulnerability in OpenSSH server** — At this time this exploit is only

theoretical for 64-bit operating systems such as that used in Graphite CPC.

Graphite CPC Upgrade

There are several components to the Graphite CPC system. Although each of these components is upgraded individually, each component is interdependent with the others and only specific combinations of software versions are supported.



Important: Although the system may operate with a software mix-match, some feature may not be available or performance may be unpredictable.

Software Compatibility

Before installing any software, review the following version compatibility information.

Table 1: Software Compatibility

| Software | Version | To Verify |
|--------------------------|----------|--|
| Graphite CPC | 1.6.1 | The current version is shown on the Status page in DashBoard for the Graphite CPC node. |
| XPression | 11.11.14 | Refer to the documentation what came with XPression for information on getting the current version number. |
| Windows® | 10 | From the Windows® Control Panel, click System . |
| DashBoard | 9.16.0 | Refer to the documentation what came with DashBoard for information on getting the current version number. |
| TouchDrive Control Panel | 3.3.1 | The current version is shown on the Status page in DashBoard for the TouchDrive node. |

To Upgrade Graphite CPC

Upgrade the switcher part of Graphite CPC. The standard upgrade is accomplished with a single Windows® executable that upgrades the Graphite CPC services.

1. Download the Graphite-CPC-##.##.##.exe upgrade executable file to your Graphite CPC system.
2. Shutdown XPression and DashBoard if they are running on your system.
3. Run the upgrade executable file you downloaded and follow the onscreen instructions.
4. Click **Install** to start the upgrade.

Tip: If a version of Graphite CPC is already installed on the system, you will be prompted to overwrite it. Click **Yes** to continue.

5. Click **Finish** when the upgrade is complete.

To Upgrade XPression

Upgrade the XPression part of Graphite CPC.

Note: Check the section [Graphite CPC Upgrade](#) on page 2 before uninstalling the current software. If the current version is compatible, then you do not need to uninstall it, or upgrade to a new version.

You must first uninstall the current version of XPression that is on your system. Once uninstalled, you can install the new XPression software.

1. Copy the new XPression installer to the hard drive of the system.
2. Uninstall the previous version of XPression.
3. Run the installer and follow the onscreen instructions.

Note: Refer to the documentation that came with the new version of XPression for any special installation instructions.

To Upgrade DashBoard

Upgrade DashBoard running locally on the Graphite CPC system.

1. Copy the new DashBoard installer to the hard drive of the system.
2. Run the installer and follow the onscreen instructions.

Note: Refer to the documentation that came with the new version of DashBoard for any special installation instructions.