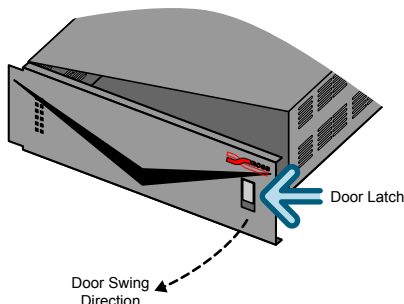


1

Your frame should be installed in your equipment rack before installing the power supplies.

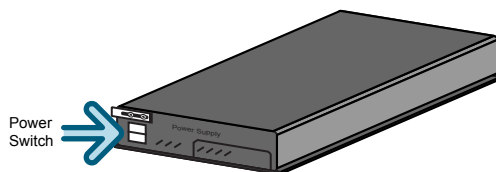
2

Open the frame door.



3

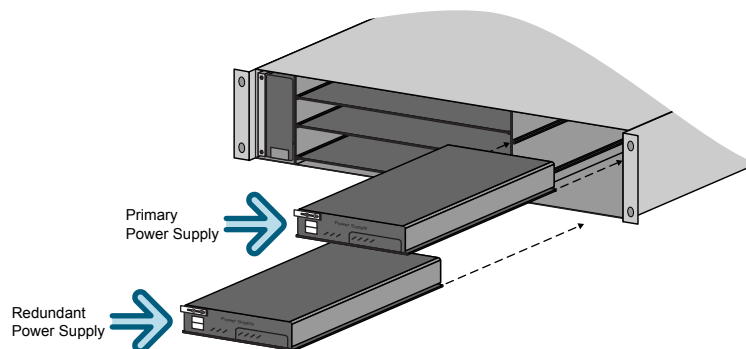
Verify that all the power supplies are switched **off** before installing them into the frame.



4

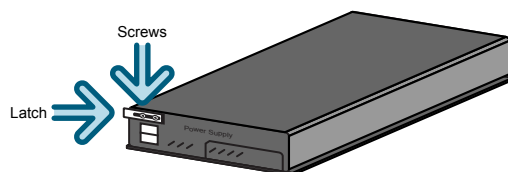
Install the Primary power supply in the top slot, and (if ordered) the Redundant power supply in the bottom slot.

Push the power supply firmly into the slot to ensure it is properly seated.



5

Secure each power supply into the frame by moving the latch to the left until it hooks the slot edge and tighten the screws.



Live Production Technology