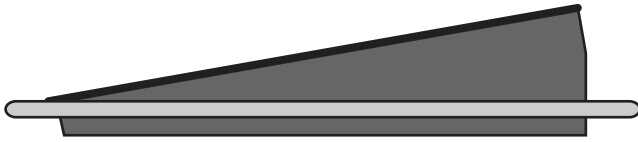


or

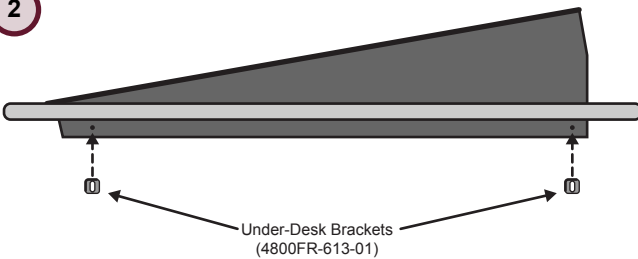


1

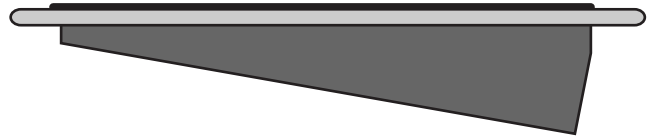
Contact Ross Video Technical Support for scale drawing of the desk cutout size. The desk must be between 0.65" and 1.7" thick.

Note: Ensure there is enough space as the back of the control panel for the cables.

2




Install the Under-Desk brackets to secure the control panel in the desk.



1

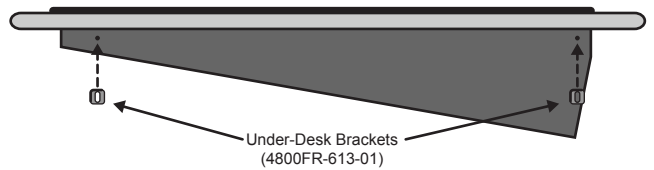
Contact Ross Video Technical Support for scale drawing of the desk cutout size. The desk must be between 0.65" and 1.7" thick.

2



Remove the desk supports from both sides of the control panel.

3



Install the Under-Desk brackets to secure the control panel in the desk.

