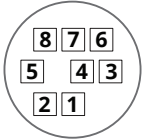


## Serial Connections for PTZ-12G+

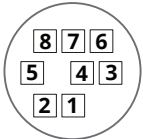
### RS-232 Serial Connections

#### RS-232 IN — Pin Assignments



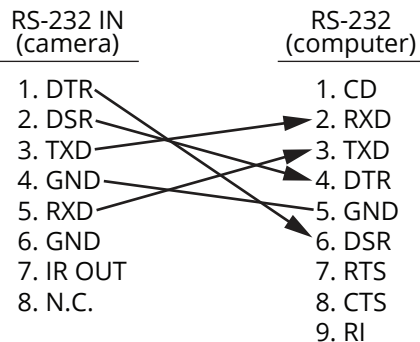
NO	Pins	Signal
1	DTR	Data Transmission Read
2	DSR	Data Set Read
3	TXD	Transmit Data
4	GND	Ground
5	RXD	Receive Data
6	GND	Ground
7	IR OUT	IR Commander Signal
8	N.C.	No connection

#### RS-232 OUT — Pin Assignments

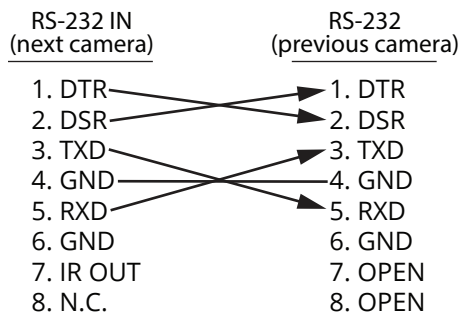


NO	Pins	Signal
1	DTR	Data Transmission Read
2	DSR	Data Set Read
3	TXD	Transmit Data
4	GND	Ground
5	RXD	Receive Data
6	GND	Ground
7	OPEN	Reserved
8	OPEN	Reserved

#### RS-232 — Connecting Camera to Computer

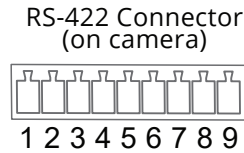


#### RS-232 — Cascading Camera Connections (daisy-chaining up to seven cameras)



### RS-422 Serial Connections

#### RS-422 Connector — Pin Assignments



Pin	Function
1	RXD OUT -
2	RDX OUT +
3	TDX OUT -
4	TDX OUT +
5	GND
6	RDX IN -
7	RDX IN +
8	TDX IN -
9	TDX IN +

#### RS-422 — Cascading Camera Connections (daisy-chaining up to seven cameras)

