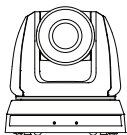


## Packing List for Ross Video PTZ-12G+ Cameras:



**Camera**



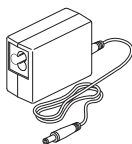
**Quick Start Guide**



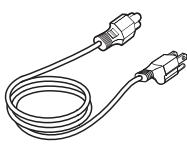
**Serial Connections Guide**  
(for RS-232 / RS-422)



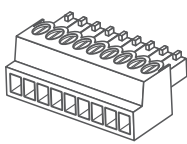
**Documentation Card**  
(For PTZ-12G+)



**Power Adapter**



**AC Power Cord**  
Appearance may vary by country/region



**RS-422 Connector**

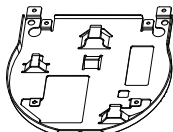


**Remote Control**

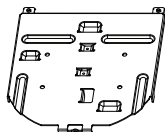


**Thank-You Letter**

### **Plates and Screws for Mounting the Camera on a Ceiling**



**Metal Plate A**  
(attaches to camera)



**Metal Plate B**  
(attaches to ceiling)



**M3 Screws - 8 pcs.**  
(silver color)



**M3 Screws - 2 pcs.**  
(black)

## Accessing User Documentation:

To access the Technical Manual and other User Documentation online:

- 1) Scan the QR code below, or go to [PTZ \(rossvideo.com\)](https://www.rossvideo.com).



- 2) Click or tap the **DOWNLOADS** tab, and then click or tap **+MANUALS**.