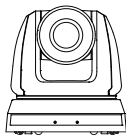
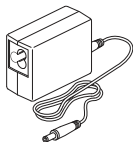


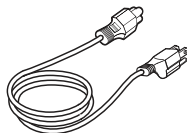
Packing List for Ross Video PTZ-12G+ Cameras:



Camera



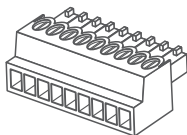
Power
Adapter



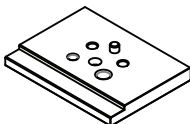
AC Power Cord
Appearance may vary
by country/region



Remote
Control



RS-422
Connector



Tripod Mount
Adapter



1/4-20 Screw
Tripod Mount Adapter
1 pc



Quick Start Guide



Serial Connections
Guide (RS-232/RS-422)

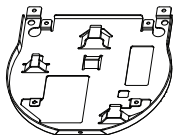


Documentation
Card (PTZ-12G+)

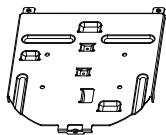


Thank-You
Letter

Plates and Screws for Mounting the Camera on a Ceiling



Metal Plate A
(attaches to camera)



Metal Plate B
(attaches to ceiling)



M3 Screws - 8 pcs
(silver color)



M3 Screws - 2 pcs
(black)

Accessing User Documentation:

To access the Technical Manual and other User Documentation online:

1) Scan the QR code below, or go to:

<https://www.rossvideo.com/cameras-and-robotic-systems/cameras/ptz/>

2) Click or tap the **DOWNLOADS** tab, and then click or tap **+MANUALS**.

