

DSK Requirements for OverDrive Operation

MultiDSK Option

When configuring an OverDrive system quote it is important to understand how your customer will use OverDrive in their production environment. One function to consider is the configuration of MLE control from OverDrive and how it affects switcher DSK availability. This application note demonstrates two different configurations of a Vision QMD-X and OverDrive system.

Use the following table to determine the MultiDSK Option to order for an OverDrive system:

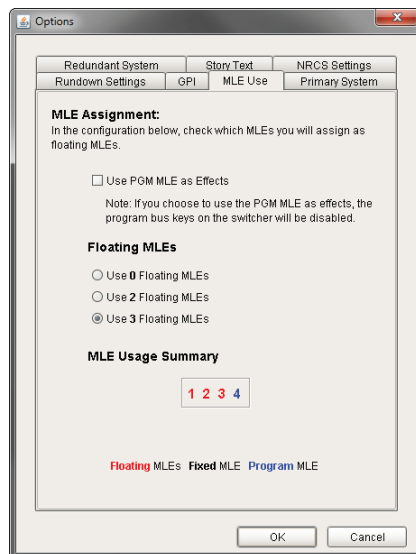
Table 4.1 Available MultiDSK Options

MLEs	PGM set as Mix Effects	PGM set as PGM
2	Order MultiDSK Option <ul style="list-style-type: none"> The PGM bus is set as Mix Effects when a 2 MLE effect is required on a 3 MLE frame. 	N/A
3	Order MultiDSK Option <ul style="list-style-type: none"> The PGM bus is set as Mix Effects when a 2 MLE effect is required on a 3 MLE frame. 	Order MultiDSK option for additional DSKs
4	Order MultiDSK Option <ul style="list-style-type: none"> The PGM bus is set as Mix Effects when a back-to-back 2 MLE effect is required on a 4 MLE frame. 	Order MultiDSK option for additional DSKs

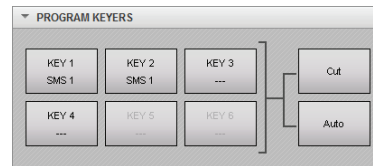
★ The MultiDSK Option is required for all 2 MLE frame systems.

4 MLE QMD-X with 3 Floating MLEs

When a system is configured for 3 Floating MLEs and PGM is set for PGM operation, the Options dialog box will show that no Fixed-MLEs are available for Fixed-MLE template operation.



No MLEs Available for Fixed-MLE Template Operation



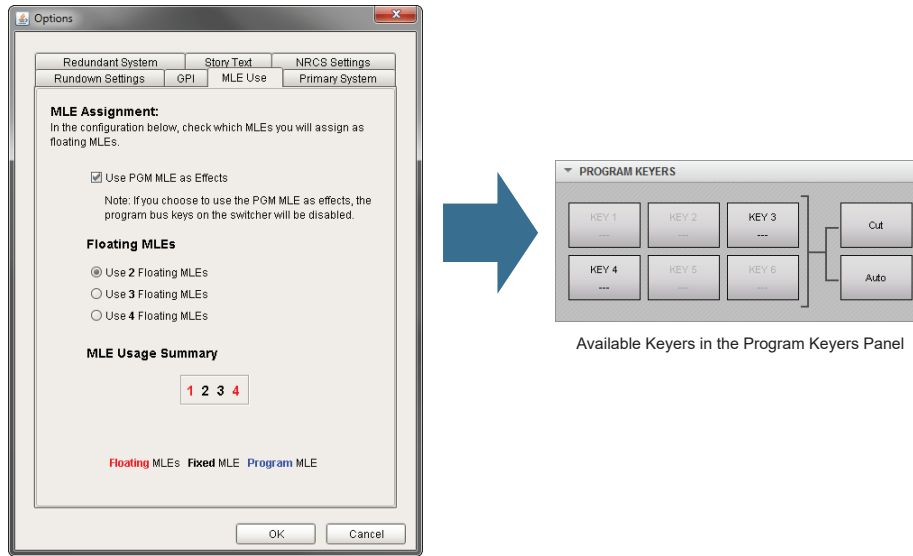
Available Keyers in the Program Keyers Panel

4 MLE QMD-X with 3 Floating MLEs

The RundownControl Program Keyer view shows that 2 MLE keys (Key 1 and Key 2) are available along with the two keys made available by the MultiDSK option.

4 MLE QMD-X with 2 Floating MLEs + PGM

When a system is configured for two Floating MLEs and PGM is set for Floating MLE operation, the Options dialog box will show MLE 2 and MLE 3 are available for Fixed-MLE template operation.



MLEs 2 and 3 Available for Fixed-MLE Template Operation

4 MLE QMD-X with 2 Floating MLEs + PGM

The two DSK keyers (Key 1 and Key 2) are grayed out in the RundownControl Program Keyer view to show that they are used on PGM as MLE keys. Key 3 and Key 4 are made available by the MultiDSK option.

Contacting Technical Support

Technical Support is staffed by a team of experienced specialists ready to assist you with any question or technical issue.

Ross Video has technical support specialists strategically located around the globe to ensure a prompt response to technical inquiries. Our primary technical support center is located in Ottawa, Ontario, Canada. In addition, we have offices in The United Kingdom (London), Australia (Sydney), and Singapore with satellite locations in New York City, The Netherlands, and China. As we expand our presence globally, we are constantly evaluating other key locations to have a local technical support specialist in order to better service our customers.

North America

Our North America center located in Ottawa, Ontario, Canada and is open Monday to Friday 8:30 a.m. to 6:00 p.m. EST, with 24/7/365 on-call service after hours.

Our telephone number is: +1-613-686-1557

Toll free within North America: +1 844-652-0645

EMEA

Our EMEA center is open Monday to Friday 8:30 a.m. to 5:00 p.m. GMT. After hours support is provided by our North America location.

Our telephone number is: +44 (0)1189502446

International toll free: +800 3540 3545

If the local support specialist is not available, your call will be transferred automatically to our North America center.

Australia

Our Sydney, Australia office is located in Alexandria, NSW.

Our local support telephone number is: 1300 007 677

If the local support specialist is not available, your call will be transferred automatically to our North America center.

Online

E-mail: techsupport@rossvideo.com

Website: open a support request using the link <http://www.rossvideo.com/support/tech-support.html> to open a support request.

Copyright

© 2012 - 2025 Ross Video Limited. Ross® and any related marks are trademarks or registered trademarks of Ross Video Limited. All other trademarks are the property of their respective companies. PATENTS ISSUED and PENDING. All rights reserved. No part of this publication may be reproduced, stored in a retrieval system, or transmitted in any form or by any means, mechanical, photocopying, recording or otherwise, without the prior written permission of Ross Video. While every precaution has been taken in the preparation of this document, Ross Video assumes no responsibility for errors or omissions. Neither is any liability assumed for damages resulting from the use of the information contained herein.