

Quorum API Documentation Installation

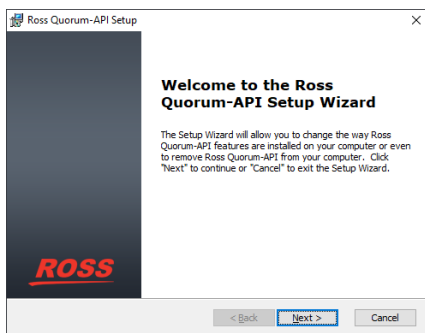
The Quorum API software includes an Online Help system that documents the available Quorum API endpoints. After installing the Quorum API software on your Quorum Server computer, you can use a web browser to view the Quorum API Online Help system.

Installing the Quorum API Software

Contact Ross Video Technical Support to obtain the Quorum API installer for the version of Quorum that you have installed on your Quorum Server computer.

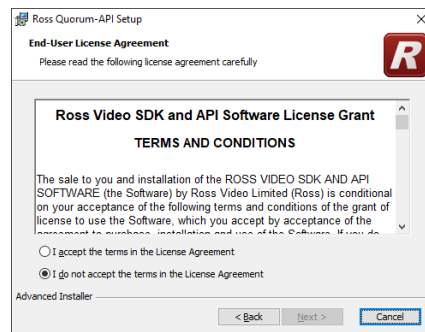
To install Quorum API software

1. Log in to the Quorum Server computer as an administrative user.
2. Temporarily disable antivirus software running on the Quorum Server computer.
Some heuristic-based intrusion detection systems prevent the installation of Quorum software.
3. Locate the Quorum API software installer, **Quorum-API-x.x.x-xxxx.xx.xx-xx.xx.msi**, that you obtained from Ross Video Technical Support.
4. Double-click **Quorum-API-x.x.x-xxxx.xx.xx-xx.xx.msi**.
If a **Security Warning** message displays, click **Run**.
The **Ross Quorum-API Setup** wizard opens.



5. Click **Next**.

The **End-User License Agreement** screen opens.

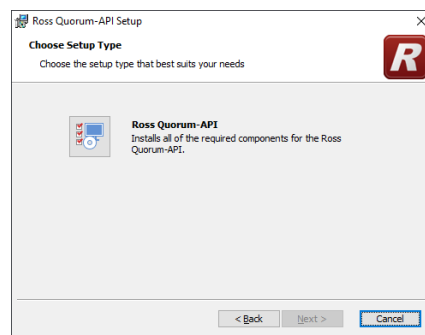


6. Read the **Quorum Software License Grant**.

7. Select the **I accept the terms of the license agreement** option.

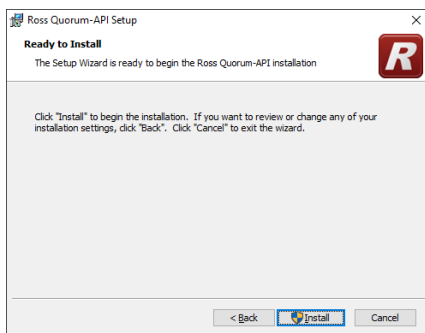
8. Click **Next**.

The **Choose Setup Type** screen opens.



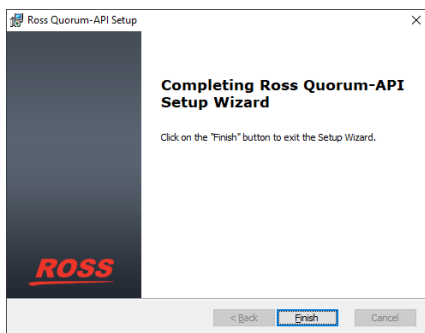
9. Click the **Ross Quorum-API** icon.

The **Ready to Install** screen opens.



10. Click **Install**.

After installation of the Quorum Server is complete, the **Installation Complete** screen opens.



11. Click **Finish**.

The **Ross Quorum-API Setup** wizard closes and adds the **Ross Quorum-API** icon to the Desktop.

12. Re-enable antivirus software.

Viewing the Quorum API Online Help

You can use a web browser to view the Quorum API Online Help system from the Quorum Server computer or any other computer that has a network connection to the server. Use the following methods to view the Quorum API Online Help system:

- **Quorum Server Computer** — double-click the **Ross Quorum-API** icon on the Desktop.
- **Network Connected Computer** — in a web browser, open the following URL where <Quorum Server> is the hostname or IP address of the Quorum Server computer.

› <http://<Quorum Server>:8082/index.html>

Contacting Technical Support

Technical Support is staffed by a team of experienced specialists ready to assist you with any question or technical issue.

Ross Video has technical support specialists strategically located around the globe to ensure a prompt response to technical inquiries. Our primary technical support center is located in Ottawa, Ontario, Canada. In addition, we have offices in The United Kingdom (London), Australia (Sydney), and Singapore with satellite locations in New York City, The Netherlands, and China. As we expand our presence globally, we are constantly evaluating other key locations to have a local technical support specialist in order to better service our customers.

North America

Our North America center located in Ottawa, Ontario, Canada and is open Monday to Friday 8:30 a.m. to 6:00 p.m. EST, with 24/7/365 on-call service after hours.

Our telephone number is: +1-613-686-1557

Toll free within North America: +1 844-652-0645

EMEA

Our EMEA center is open Monday to Friday 8:30 a.m. to 5:00 p.m. GMT. After hours support is provided by our North America location.

Our telephone number is: +44 (0)1189502446

International toll free: +800 3540 3545

If the local support specialist is not available, your call will be transferred automatically to our North America center.

Australia

Our Sydney, Australia office is located in Alexandria, NSW.

Our local support telephone number is: 1300 007 677

If the local support specialist is not available, your call will be transferred automatically to our North America center.

Online

E-mail: techsupport@rossvideo.com

Website: open a support request using the link <http://www.rossvideo.com/support/tech-support.html> to open a support request.

Copyright

© 2012 - 2024 Ross Video Limited. Ross® and any related marks are trademarks or registered trademarks of Ross Video Limited. All other trademarks are the property of their respective companies. PATENTS ISSUED and PENDING. All rights reserved. No part of this publication may be reproduced, stored in a retrieval system, or transmitted in any form or by any means, mechanical, photocopying, recording or otherwise, without the prior written permission of Ross Video. While every precaution has been taken in the preparation of this document, Ross Video assumes no responsibility for errors or omissions. Neither is any liability assumed for damages resulting from the use of the information contained herein.