

Control Panels

Feature Comparison



Table of Contents

Physical Dimensions

TouchDrive

Acuity






Vision

Carbonite Black

Carbonite

Panel / Frame Compatibility



PANELS NOT SHOWN TO SCALE		DIMENSIONS*		CONTROL ROWS (Stripes)	BUTTON ROWS (per Stripe)	DIRECT CROSSPOINT BUTTONS (Per Row)	ADVANCED MEMORY KEYPADS	INTEGRATED MENU DISPLAY	DUAL MENU DISPLAY	TOUCH-ENABLED DISPLAYS	BUILT-IN DASHBOARD	DEDICATED BGND TRANS BUTTONS	DEDICATED KEY TRANS BUTTONS	FADER ARM PER STRIPE	ASSIGNABLE MEMORY / MACRO ROWS	JOYSTICK / POSITIONER
		Non-Modular ¹	Modular ²													
TD1C		17.50 x 12.91 (in.) 444.5 x 327.91 (mm)	17.94 x 12.78 (in.) 455.68 x 324.61 (mm)	1	3	15	✗	✓	✗	✓	✓	✓	✓	✓	✓	✓
TD1		28.29 x 9.86 (in.) 718.57 x 250.44 (mm)	27.94 x 9.92 (in.) 709.68 x 251.97 (mm)	1	3	15	✗	✓	✗	✓	✓	✓	✓	✓	✓	✓
TD2		28.33 x 15.77 (in.) 718.60 x 400.56 (mm)	27.94 x 15.76 (in.) 709.68 x 400.30 (mm)	2	3	15	✗	✓	✗	✓	✓	✓	✓	✓	✓	✓
TD2S		41.04 x 15.77 (in.) 1042.42 x 400.56 (mm)	41.04 x 15.76 (in.) 1042.42 x 400.30 (mm)	2	3	25	✓	✓	✗	✓	✓	✓	✓	✓	✓	✓
TD3S		41.00 x 21.23 (in.) 1041.40 x 539.42 (mm)	41.04 x 21.25 (in.) 1042.42 x 539.76 (mm)	3	3	25	✓	✓	✗	✓	✓	✓	✓	✓	✓	✓
TD3			58.36 x 20.22 (in.) 1482.34 x 513.59 (mm)	3	3	35	✓	✓	✗	✓	✓	✓	✓	✓	✓	✓
TDx3			58.36 x 20.22 (in.) 1482.34 x 513.59 (mm)	3	4	35	✓	✓	✗	✓	✓	✓	✓	✓	✓	✓
TD4			58.36 x 25.37 (in.) 1482.34 x 644.40 (mm)	4	3	35	✓	✓	✗	✓	✓	✓	✓	✓	✓	✓
TDx4			58.36 x 25.37 (in.) 1482.34 x 644.40 (mm)	4	4	35	✓	✓	✗	✓	✓	✓	✓	✓	✓	✓

All panels include 3-axis Joystick

¹ Pre-Sept. 2023

² Post Sept. 2023

*Download dimension files (.pdf & .dxf) and Panel Cutouts at www.rossvideo.com

LEGEND:
✓ = Supported
✗ = Unsupported

Specifications subject to change without notice

A · C · U · I · T · Y

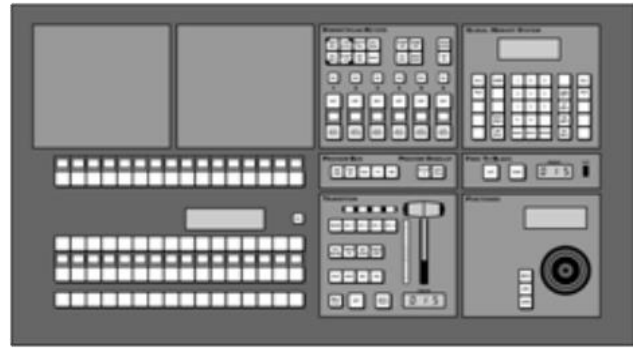







PANELS NOT SHOWN TO SCALE		DIMENSIONS*	CONTROL ROWS (Stripes)	BUTTON ROWS (per Stripe)	DIRECT CROSSPOINT BUTTONS (Per Row)	ADVANCED MEMORY KEYPADS	INTEGRATED MENU DISPLAY	DUAL MENU DISPLAY	TOUCH-ENABLED DISPLAYS	BUILT-IN DASHBOARD	DEDICATED BGND TRANS BUTTONS	DEDICATED KEY TRANS BUTTONS	FADER ARM PER STRIPE	ASSIGNABLE MEMORY / MACRO ROWS	JOYSTICK
A1S / A1SDD		41.00 x 16.00 (in.) 1041.40 x 406.40 (mm)	1	4	24	✓	✓	✓	✗	✗	✓	✓	✓	✓	✓
A2M / A2MDD		48.00 x 16.00 (in.) 1219.20 x 406.40 (mm)	2	4	24	✓	✓	✓	✗	✗	✓	✓	✓	✓	✓
A2X / A2XDD		54.50 x 16.00 (in.) 1384.30 x 406.40 (mm)	2	4	32	✓	✓	✓	✗	✗	✓	✓	✓	✓	✓
A3M / A3MDD		48.00 x 21.50 (in.) 1219.20 x 546.10 (mm)	3	4	24	✓	✓	✓	✗	✗	✓	✓	✓	✓	✓
A3 / A3DD		54.50 x 21.50 (in.) 1384.30 x 546.10 (mm)	3	4	32	✓	✓	✓	✗	✗	✓	✓	✓	✓	✓
A4 / A4DD		61.50 x 27.50 (in.) 1562.10 x 698.50 (mm)	4	4	40	✓	✓	✓	✗	✗	✓	✓	✓	✓	✓

All panels include 3-axis Joystick

*Download dimension files (.pdf & .dxf) and Panel Cutouts at www.rossvideo.com

LEGEND:
 ✓ = Supported
 ✗ = Unsupported

Specifications subject to change without notice

PANELS NOT SHOWN TO SCALE		DIMENSIONS*	CONTROL ROWS (Stripes)	BUTTON ROWS (per Stripe)	DIRECT CROSSPOINT BUTTONS (Per Row)	ADVANCED MEMORY KEYPADS	INTEGRATED MENU DISPLAY	DUAL MENU DISPLAY	TOUCH-ENABLED DISPLAYS	BUILT-IN DASHBOARD	DEDICATED BGND TRANS BUTTONS	DEDICATED KEY TRANS BUTTONS	FADER ARM PER STRIPE	ASSIGNABLE MEMORY / MACRO ROWS	JOYSTICK
V1		28.50 x 16.50 (in.) 723.90 x 419.10 (mm)	1	3	16	✓	✓	✗	✗	✗	✓	✓	✓	✓	✓
V1M		35.00 x 16.50 (in.) 889.00 x 419.10 (mm)	1	3	24	✓	✓	✗	✗	✗	✓	✓	✓	✓	✓
V2		34.00 x 16.50 (in.) 863.60 x 419.10 (mm)	2	3	16	✓	✓	✗	✗	✗	✓	✓	✓	✓	✓
V2M		39.50 x 16.50 (in.) 1003.30 x 419.10 (mm)	2	3	24	✓	✓	✗	✗	✗	✓	✓	✓	✓	✓
V2X		51.00 x 16.50 (in.) 1295.40 x 419.10 (mm)	2	3	32	✓	✓	✗	✗	✗	✓	✓	✓	✓	✓
V3M		45.30 x 20.50 (in.) 1150.60 x 520.70 (mm)	3	3	24	✓	✓	✗	✗	✗	✓	✓	✓	✓	✓
V3		51.00 x 20.50 (in.) 1295.40 x 520.70 (mm)	3	3	32	✓	✓	✗	✗	✗	✓	✓	✓	✓	✓
V4		55.50 x 26.00 (in.) 1409.70 x 660.40 (mm)	4	3	40	✓	✓	✗	✗	✗	✓	✓	✓	✓	✓

All panels include 3-axis Joystick

*Download dimension files (.pdf & .dxf) and Panel Cutouts at www.rossvideo.com

Specifications subject to change without notice

LEGEND: ✓ = Supported
✗ = Unsupported

CARBONITE BACK

PANELS NOT SHOWN TO SCALE		DIMENSIONS*	CONTROL ROWS (Stripes)	BUTTON ROWS (per Stripe)	DIRECT CROSSPOINT BUTTONS (Per Row)	ADVANCED MEMORY KEYPADS	INTEGRATED MENU DISPLAY	DUAL MENU DISPLAY	TOUCH-ENABLED DISPLAYS	BUILT-IN DASHBOARD	DEDICATED BGND TRANS BUTTONS	DEDICATED KEY TRANS BUTTONS	FADER ARM PER STRIPE	ASSIGNABLE MEMORY / MACRO ROWS	JOYSTICK
CB9		16.20 x 10.06 (in.) 411.48 x 255.52 (mm)	1	3	9 (8 + Shift)	✗	✓	✗	✗	✗	✓	✓	✓	✓	✓
CB1		23.42 x 10.72 (in.) 594.87 x 272.29 (mm)	1	3	24	✗	✓	✗	✗	✗	✓	✓	✓	✓	✓
CB1S		32.51 x 10.72 (in.) 825.75 x 272.29 (mm)	2	3	16	✗	✓	✗	✗	✗	✓	✓	✓	✓	✓
CB2		23.42 x 16.24 (in.) 594.87 x 412.50 (mm)	2	3	24	✗	✓	✗	✗	✗	✓	✓	✓	✓	✓
CB2S		32.51 x 16.24 (in.) 825.75 x 412.50 (mm)	2	3	24	✓	✓	✗	✗	✗	✓	✓	✓	✓	✓
CB3S		32.51 x 21.76 (in.) 825.75 x 552.70 (mm)	2	3	32	✓	✓	✗	✗	✗	✓	✓	✓	✓	✓
CB3X		38.19 x 21.76 (in.) 970.02 x 552.70 (mm)	3	3	24	✓	✓	✗	✗	✗	✓	✓	✓	✓	✓
All panels include 3-axis Joystick		*Download dimension files (.pdf & .dxf) and Panel Cutouts at www.rossvideo.com													
LEGEND: ✓ = Supported ✗ = Unsupported		Specifications subject to change without notice													

KEY PANEL FEATURES

CARBONITE



PANELS NOT SHOWN TO SCALE		DIMENSIONS*	CONTROL ROWS (Stripes)	BUTTON ROWS (per Stripe)	DIRECT CROSSPOINT BUTTONS (Per Row)	ADVANCED MEMORY KEYPADS	INTEGRATED MENU DISPLAY	DUAL MENU DISPLAY	TOUCH-ENABLED DISPLAYS	BUILT-IN DASHBOARD	DEDICATED BGND TRANS BUTTONS	DEDICATED KEY TRANS BUTTONS	FADER ARM PER STRIPE	ASSIGNABLE MEMORY / MACRO ROWS	JOYSTICK
C1A		24.70 x 12.49 (in.) 627.38 x 316.99 (mm)	1	3	16	✗	✓	✗	✗	✗	✓	✓	✓	✓	✓
C1M		29.77 x 12.48 (in.) 756.16 x 316.99 (mm)	1	3	24	✗	✓	✗	✗	✗	✓	✓	✓	✓	✓
C2		24.71 x 18.24 (in.) 627.63 x 463.30 (mm)	2	3	16	✗	✓	✗	✗	✗	✓	✓	✓	✓	✓
C2M		29.77 x 18.23 (in.) 756.16 x 463.04 (mm)	2	3	24	✗	✓	✗	✗	✗	✓	✓	✓	✓	✓
C2S		33.74 x 18.25 (in.) 857.00 x 463.55 (mm)	2	3	24	✓	✓	✗	✗	✗	✓	✓	✓	✓	✓
C2X		39.48 x 18.25 (in.) 1002.70 x 463.55 (mm)	2	3	32	✓	✓	✗	✗	✗	✓	✓	✓	✓	✓
C3S		33.74 x 24.13 (in.) 857.00 x 612.90 (mm)	3	3	24	✓	✓	✗	✗	✗	✓	✓	✓	✓	✓
C3X		39.48 x 24.13 (in.) 1002.79 x 612.90 (mm)	3	3	32	✓	✓	✗	✗	✗	✓	✓	✓	✓	✓

All panels include 3-axis Joystick

*Download dimension files (.pdf & .dxf) and Panel Cutouts at www.rossvideo.com

Specifications subject to change without notice

LEGEND:
 ✓ = Supported
 ✗ = Unsupported



FRAME / PANEL COMPATIBILITY (Current Panels)

	VISION	CARBONITE	CARBONITE 3-STACK SOLO		CARBONITE 3-STACK	GRAPHITE		CARBONITE Ultra	CARBONITE Ultra 60	MOSAIC	Ultrix CARBONITE	A·C·U·I·T·Y	Ultrix A·C·U·I·T·Y
	ALL MODELS	ALL MODELS	SOLO / SOLO 13	CBF 109 / CBF 113	ALL MODELS	GRAPHITE / GRAPHITE PPC	GARPHITE CPC	CARBONITE ULTRA	CARBONITE ULTRA 60	ALL MODELS	ALL MODELS	ALL MODELS	ALL MODELS
CB9	✗	✓	✗	✓	✓ ¹	✓	✓	✓	✓	✗	✓	✗	✗
TD1C	✗	✓ ²	✗	✗	✓ ²	✓	✓	✓	✓	✓	✓	✗	✓
TD1	✗	✓ ²	✗	✗	✓ ²	✓	✓	✓	✓	✓	✓	✗	✓
TD2	✗	✓ ²	✗	✗	✓ ²	✓	✓	✓	✓	✓	✓	✗	✓
TD2S	✗	✓ ²	✗	✗	✓ ²	✓	✓	✓	✓	✓	✓	✗	✓
TD3S	✗	✓ ²	✗	✗	✓ ²	✓	✓	✓	✓	✓	✓	✗	✓
TD3	✗	✗	✗	✗	✗	✓	✓	✓	✓	✓	✓	✗	✓
TDx3	✗	✗	✗	✗	✗	✓	✓	✓	✓	✗	✓	✗	✓
TD4	✗	✗	✗	✗	✗	✓	✓	✓	✓	✓	✓	✗	✓
TDx4	✗	✗	✗	✗	✗	✓	✓	✓	✓	✗	✓	✗	✓

¹ Requires v. 13.0 or higher software. Contact Ross Video for details.

² Panels manufactured prior to September, 2023 require v. 15.6.3 software. Panels manufactured after September, 2023 require v. 15.6.4 software. Contact Ross Video for details.

LEGEND:
 ✓ = Supported
 ✗ = Unsupported

Specifications subject to change without notice



FRAME / PANEL COMPATIBILITY (Legacy Panels)

	VISION	CARBONITE	CARBONITE 3		CARBONITE BLACK	GRAPHITE		CARBONITE Ultra	CARBONITE Ultra 60	MOSAIC	Ultrix CARBONITE	A·C·U·I·T·Y	Ultrix A·C·U·I·T·Y
	ALL MODELS	ALL MODELS	SOLO / SOLO 13	CBF 109 / CBF 113	ALL MODELS	GRAPHITE / GRAPHITE PPC	GARPHITE CPC	CARBONITE ULTRA	CARBONITE ULTRA 60	ALL MODELS	ALL MODELS	ALL MODELS	ALL MODELS
A1S / A1SDD	✗	✗	✗	✗	✗	✗	✗	✗	✗	✗	✗	✓	✗
A2M / A2MDD	✗	✗	✗	✗	✗	✗	✗	✗	✗	✗	✗	✓	✗
A2X / A2XDD	✗	✗	✗	✗	✗	✗	✗	✗	✗	✗	✗	✓	✗
A3M / A3MDD	✗	✗	✗	✗	✗	✗	✗	✗	✗	✗	✗	✓	✗
A3 / A3DD	✗	✗	✗	✗	✗	✗	✗	✗	✗	✗	✗	✓	✗
A4 / A4DD	✗	✗	✗	✗	✗	✗	✗	✗	✗	✗	✗	✓	✗
C10 (CPS-1012)	✗	✓	✗	✓ ^{1,2}	✓	✓ ¹	✗	✗	✗	✗	✗	✗	✗
C1 (CPS-1016)	✗	✓	✗	✓ ^{1,2}	✓	✓ ¹	✗	✗	✗	✗	✗	✗	✗
C1A	✗	✓	✗	✓ ^{1,2}	✓	✓ ¹	✗	✓ ¹	✓ ¹	✗	✓ ¹	✗	✗
C1M	✗	✓	✗	✓ ^{1,2}	✓	✓ ¹	✗	✓ ¹	✓ ¹	✗	✓ ¹	✗	✗
C2	✗	✓	✗	✓ ^{1,2}	✓	✓ ¹	✗	✓ ¹	✓ ¹	✗	✓ ¹	✗	✗
C2M	✗	✓	✗	✓ ^{1,2}	✓	✓ ¹	✗	✓ ¹	✓ ¹	✗	✓ ¹	✗	✗
C2S	✗	✓	✗	✓ ^{1,2}	✓	✓ ¹	✗	✓ ¹	✓ ¹	✗	✓ ¹	✗	✗
C2X	✗	✓	✗	✓ ^{1,2}	✓	✓ ¹	✗	✓ ¹	✓ ¹	✗	✓ ¹	✗	✗
C3S	✗	✓	✗	✓ ^{1,2}	✓	✓ ¹	✗	✓ ¹	✓ ¹	✗	✓ ¹	✗	✗
C3X	✗	✓	✗	✓ ^{1,2}	✓	✓ ¹	✗	✓ ¹	✓ ¹	✗	✓ ¹	✗	✗
CB1	✓	✓	✗	✓	✓	✓	✓	✓	✓	✗	✓	✓	✓
CB1S	✗	✓	✗	✓	✓	✓	✓	✓	✓	✗	✓	✗	✗
CB2	✓	✓	✗	✓	✓	✓	✓	✓	✓	✗	✓	✓	✓
CB2S	✗	✓	✗	✓	✓	✓	✓	✓	✓	✗	✓	✗	✗
CB3S	✗	✓	✗	✓	✓	✓	✓	✓	✓	✗	✓	✗	✗
CB3X	✗	✓	✗	✓	✓	✓	✓	✓	✓	✗	✓	✗	✗
V1	✓	✗	✗	✗	✗	✗	✗	✗	✗	✗	✗	✗	✗
V1M	✓	✗	✗	✗	✗	✗	✗	✗	✗	✗	✗	✗	✗
V2	✓	✗	✗	✗	✗	✗	✗	✗	✗	✗	✗	✗	✗
V2M	✓	✗	✗	✗	✗	✗	✗	✗	✗	✗	✗	✗	✗
V2X	✓	✗	✗	✗	✗	✗	✗	✗	✗	✗	✗	✗	✗
V3M	✓	✗	✗	✗	✗	✗	✗	✗	✗	✗	✗	✗	✗
V3	✓	✗	✗	✗	✗	✗	✗	✗	✗	✗	✗	✗	✗
V4	✓	✗	✗	✗	✗	✗	✗	✗	✗	✗	✗	✗	✗

¹ Requires CarboNet Serial - Ethernet Adaptor. Contact Ross Video for details.

² Requires v. 2.0 or higher software. Contact Ross Video for details.

LEGEND:
 ✓ = Supported
 ✗ = Unsupported

Specifications subject to change without notice