

# Ultrix

MultiViewers



High Quality  
Integrated MultiViewer

**ROSS**







# Ultrix MultiViewers

**Quality. Flexibility. Scalability. Performance.**

Ultrix is Ross Video's groundbreaking, high performance routing platform.

Ultriscape, is an integrated MultiViewer within the Ultrix platform. It is the worlds first software enabled MultiViewer that is housed inside a routing platform, and is the first MultiViewer that can support single link 12Gb/s signals, and can support a completely integrated mix of IP and Baseband inputs as well as Multiviewer outputs.

Ultriscape is high quality, low latency, flexible, and easy to configure and deploy.



Ultrix Router

# High Performance MultiViewers


Ultrascap is the world's first MultiViewer integrated into a routing platform that is enabled simply via a software license. As part of the Ultrix routing platform, it is incredibly compact. A 1RU chassis can have up to 36 inputs and 6 MultiViewer outputs, a 2RU chassis can have up to 72 inputs and 12 MultiViewer outputs, a 5RU chassis can have up to 160 inputs and 27 Multiviewer outputs, and a 12RU chassis can have up to 288 inputs and 48 Multiviewer outputs.

Each MultiViewer output is completely independent, and has access to every input in the frame with no restrictions. This makes Ultrascap the most flexible MultiViewer available in the industry today. Each output is selectable between 1080i and 1080p resolutions, and Ultrascap outputs can be assigned to a mixture of SDI, Fiber, HDMI, and IP outputs to provide users different choices to match the needs of their displays.

Ultrascap has the ability to monitor up to 16 embedded audio signals per SDI source via configurable audio meters. In addition, up to 1024 discrete audio channels can also be monitored via MADI inputs making Ultrascap the ideal solution for integrated applications and workflows.

## FEATURES

- Fast (<1 frame latency)
- Up to 100 PIPs per head
- Video input support for signals from 270Mb/s up to single link 12Gb/s
- Flexible layout configurations to meet a wide range of applications
- Multiple output formats that are configurable by the user
- 3 System scalers from an array of choices plus a single use 4th scaler per layout
- Integrated audio metering
- Multiple tally indicators including borders, lamps, and label UMDs
- Tally support TSL 3.1, and 5.0 native
- Simple control and configuration
- Configure / update a single or multiple MultiViewers across many frames quickly using DashBoard
- Tight integration with router database
- Access to all router inputs
- Ability to create custom layouts
- Recall layouts from router hardware and software panels, and via 3<sup>rd</sup> party automation systems.
- Multiple modes of operation including direct PIP control and destination follow
- Industry leading image quality with award winning Ross scaling technology
- Closed caption and alarming support for clocks with Time Zone offset, Timers, and Stopwatches







CAM 1




CAM 2



CAM 3



CAM 4



PVW

12G SRV 1



PGM

UHD PGM OUT



SRV 2



SRV 3



SRV 4



SRV 5



# Easy & Flexible Layout Configuration

## LAYOUT CONFIGURATION

Ultrascap includes an editor that allows you to build completely customizable layouts. Picture-in-Picture elements (PiPs) can be identical, or can be customized individually to give users complete flexibility when designing layouts.

### 1 | PIP TOOL BAR


These tools provide the ability to create custom layouts. In addition, users can add Audio Meters, UMD/Labels (2 per PIP), and Tally Lamps. The PIP tool bar also allows users to position and resize elements.

### 2 | PIP TEMPLATE CONTROLS

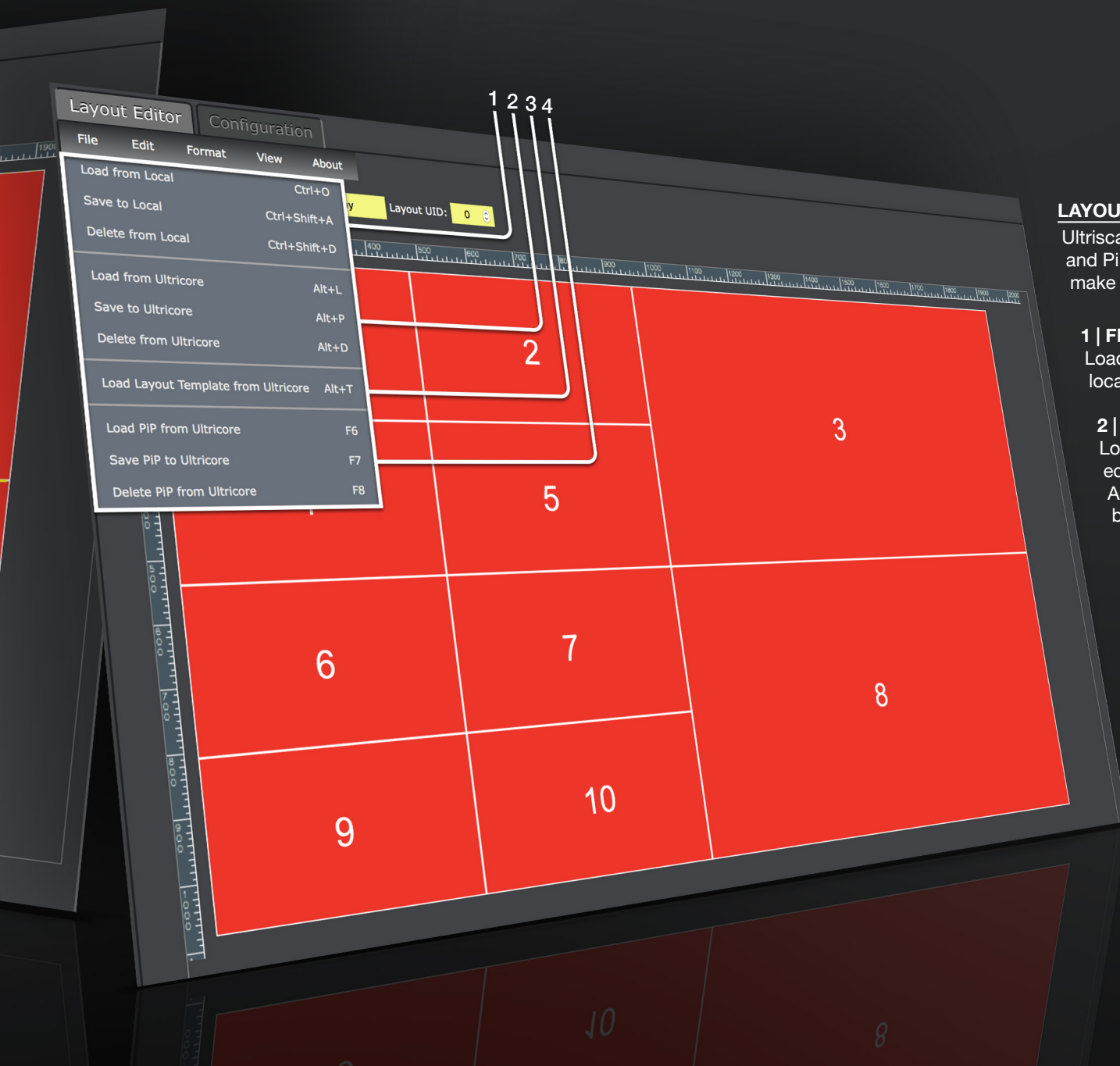
The Ultrascap Layout Editor permits users to create PIP templates. This provides the capability to create PIP styles, and then easily recall them to any template in the system.

### 3 | BORDERS

Ultrascap Layout Editor lets you build custom borders, or none at all if that is what is preferred. Borders can be adjusted to be the same across the entire layout, or can be adjusted individually per PIP. In addition, borders can be enabled to support tally indications using TSL protocol.







## LAYOUT AND PiP MANAGEMENT

Ultriscape provides the tools to manage an array of layouts and PiP styles. It is easy to select a layout, modify PiPs and make the new layout available to the system.

### 1 | FROM A LOCAL COMPUTER

Load, save and delete layout files from a local computer.

### 2 | FROM AN ULTRICORE SYSTEM

Load, save and delete layouts that have been created and saved directly to the Ultracore control system. Allows users to quickly retrieve and modify previously built layouts.

### 3 | LAYOUT TEMPLATE LIBRARY

Ultrix comes equipped with a variety of commonly used Ultriscape layouts that can be quickly recalled from Ultracore. This is great for quick deployment or as a starting point for your own unique MultiViewer layout.

### 4 | LOAD, SAVE AND DELETE CUSTOM PiPs

Ultriscape allows the creation of custom PiP styles, which can be saved and then easily recalled to any template in the system.

# Enhanced Layout, PiP Configuration & Activation

## LAYOUT SELECTION AND PiP BEHAVIOR

Ultrascap makes it easy to select and activate layouts, as well as modify PiP behaviors on individual MultiViewer heads (outputs).

### 1 | HEAD SELECTION

All available MultiViewer heads show up in a series of tabs. To choose a head to modify, simply click on the appropriate tab.

### 2 | ACTIVATE LAYOUT

This area shows all available layouts that are currently saved on the Ultracore control system. Choose a layout and click on the Apply button at the lower right of the screen, and the layout will be loaded onto that MultiViewer head.

### 3 | PiP BEHAVIOR

Users can choose from four behaviors selectable per PiP. They are:

#### Normal

PiPs act like router destinations, so they are switchable via SW or HW panels, and automation systems.

#### Source Coded

A PiP is manually given a source to display as part of the layout.

#### Follow Mode

PiPs are assigned to follow specific destinations. Whenever a source is switched to a specific destination, it will also be switched to that specific PiP.

#### Shared PiPs

Users can create a series of shared PiPs. These PiPs can be assigned to any layout on any screen. When a source is switched to a shared PiP, it is updated on all screens that have that shared PiP active on a layout.

### 4 | AUDIO METER SETTINGS

Ultrascap offers two separate modes of audio metering operation.

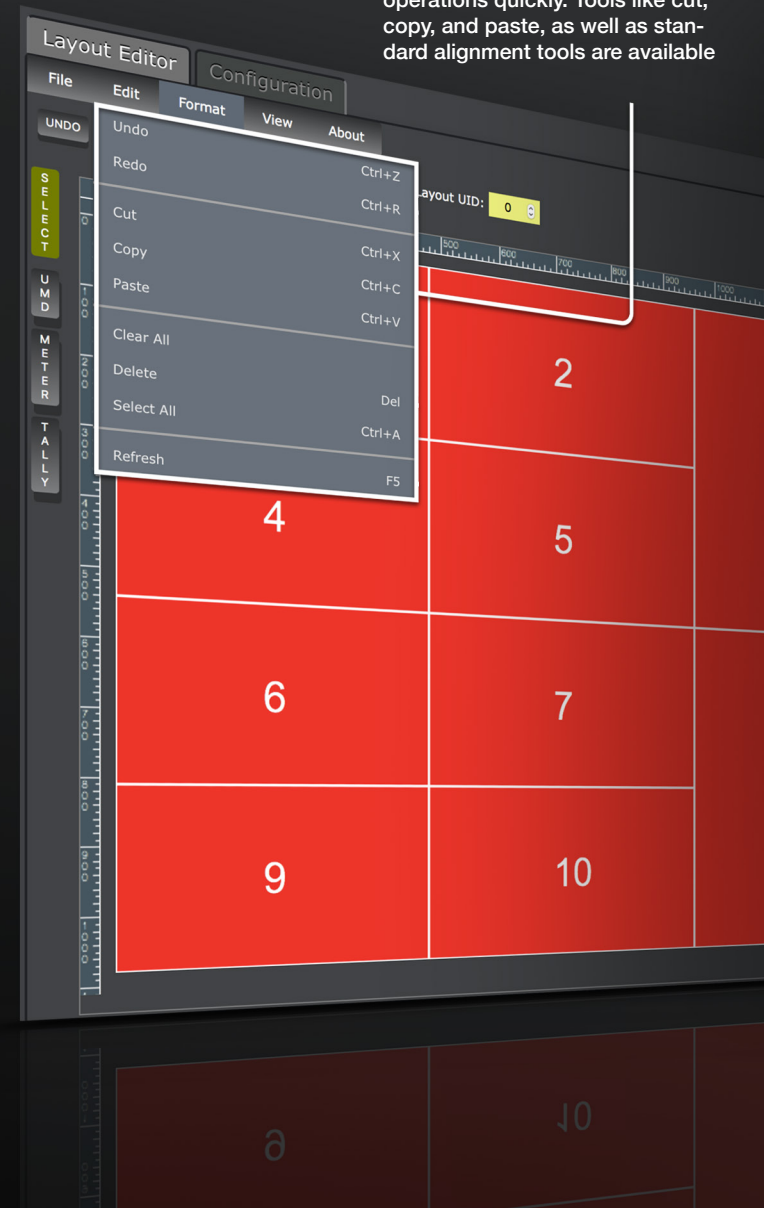
#### Physical

Audio meters display the channels natively embedded in that source.

#### Logical

Audio meters display the channels that have been logically assigned with the video source in the Ultracore configuration database.

Use common Windows commands and keyboard short cuts to perform operations quickly. Tools like cut, copy, and paste, as well as standard alignment tools are available







# Non-Blocking Outputs

The sophisticated internal architecture of Ultrix makes Ultriscape MultiViewers non-blocking. This means that every MultiViewer has access to every source in the chassis at all times. Each Multiviewer can display up to a mind blowing 100 PIPs simultaneously. You can display a single source on every PiP of every MultiViewer, display every source on every MultiViewer simultaneously, or any combination in between. Unlike other MultiViewer systems that force you to compromise, Ultriscape is completely flexible to meet the needs of every application.



HDMI Direct to Monitor

SDI Out with  
Conversion at Monitor








Optical Out with  
Conversion at Monitor

SMPTE 2110 with  
Conversion at Monitor



**UP TO 27  
MULTIVIEWER  
HEADS**






Just Need a  
Quad Split?

We have that too...

open**Gear**



QSP-8229 openGear Card



## QSP-8229A | Modular Quad Split

In addition to UltriscAPE, Ross offers the QSP-8229A Quad Split. This is a modular card that is compliant with the Emmy award winning openGear signal processing platform. Up to 5 Quad Split cards can fit into a single 2RU chassis.

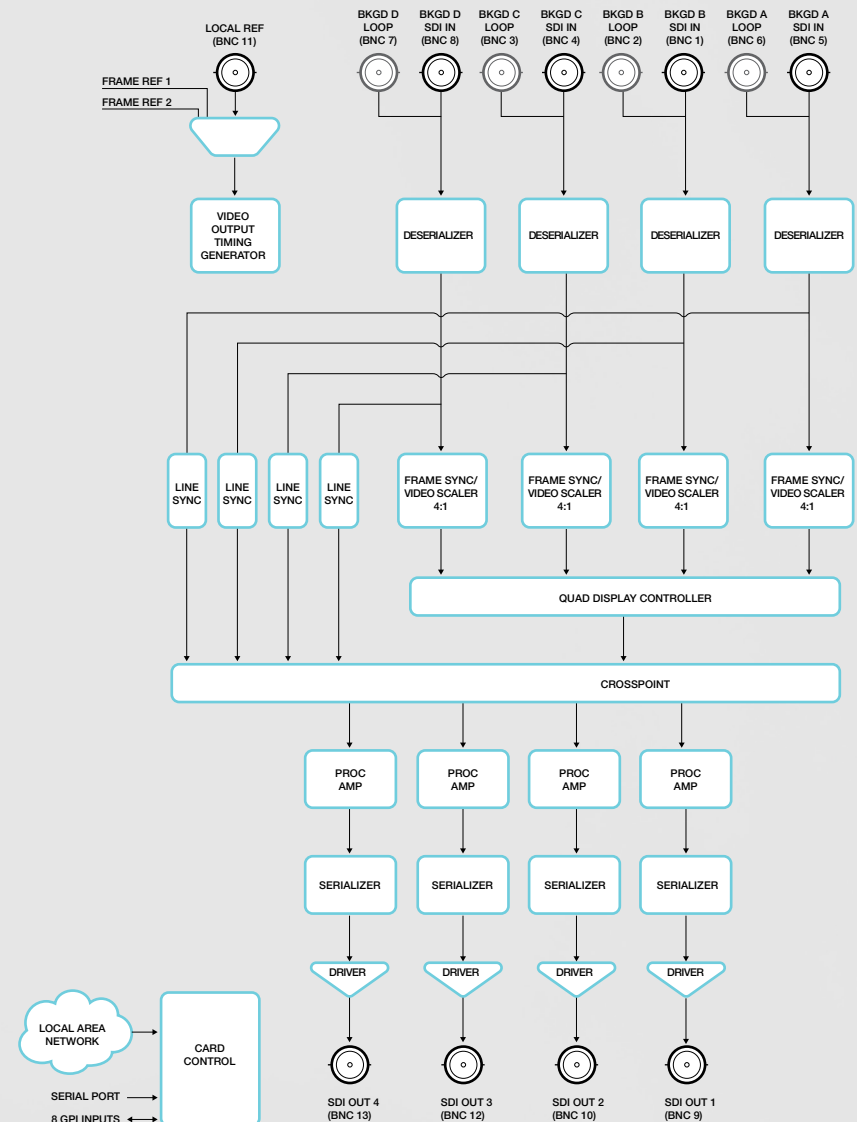
The four video inputs are combined into a single quad split output with configurable UMD and bordering capability. In addition to the four inputs, the QSP-8229A offers 4 independent outputs that can be configured to display either the combined quad output or pass-through of the input, with full proc control, offering additional outputs for use elsewhere.

Unique to the quad processor is passive looping inputs permitting the card to fit into any video path without the need for additional DAs. Looping is performed on the back module ensuring the signal path is not lost even when the processor is removed.

DashBoard control permits each quadrant to optionally display a static source ID and / or borders with fully adjustable color and transparency. Each output can be triggered to display the quad split or full screen with local GPI control or remote DashBoard control.

### FEATURES

- Quad image processor
- 4 passive looping inputs available with the -R2L looping rear module
- 4 configurable outputs, pass-through / quad split
- Source ID labeling
- Quadrant bordering with adjustable width, color and transparency
- Any quadrant can be taken full screen
- <1 frame of processing delay
- Independent proc amp control on each output
- Auto-detection of HD / SD input
- Local GPI control
- 5-year transferable warranty
- Power: 18.4 watts



Only 4 analog inputs are available  
• when using the -R2L split rear module.

# ROSS VIDEO

## Production Technology and Services

### MOTION GRAPHICS

**XPRESSION** | Single, Triple, UHD Flex, Prime, Go!, Designer, Developer  
**XPRESSION CLIPS**  
**XPRESSION TESSERA**  
**XPRESSION MAPS**  
**XPRESSION TELESTRATE**  
**XPRESSION TOUCH FACTORY**  
**XPRESSION BRAND IT**  
**PIERO** | Sports Analysis Graphics



### CREATIVE SERVICES

**ROCKET SURGERY** | Graphics Creation



### STUDIO IN A BOX

**GRAPHITE** | All-in-One Live Production Vehicle



### NEWS & SOCIAL MEDIA

**INCEPTION NEWS** | Academic, Express, Standard, Enterprise  
**INCEPTION LIVE**  
**INCEPTION SOCIAL**  
**INCEPTION.CLOUD**  
**HORIZON**



### CONTROL SYSTEMS

**OVERDRIVE** | Express, Prime, Premium  
**DASHBOARD** | Facility Control  
**LIGHTNING** | Assembly Control  
**ULTRITOUCH** | Touch Screen Control  
**POWERPLAY** | Event Control System



### PRODUCTION SWITCHERS

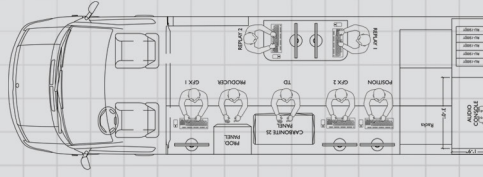
**ACUITY** | Panel: A1s, A2m, A2x, A3m, A3, A4 Frame: 4RU, 8RU  
**CARBONITE BLACK** | Panel: C1, C1s, C2, C2s, C3s, C3x Frame: 2RU  
**CARBONITE BLACK PLUS**  
**CARBONITE BLACK PLUS 12G**  
**CARBONITE BLACK SOLO**  
**CARBONITE BLACK SOLO 13**  
**CARBONITE ULTRA**  
**ACUITY & CARBONITE IP SOLUTION**





# OPENTRUCK

OPENTRUCK | Flight Case through 40-foot Truck



# PRODUCTION SERVICES

ROSS MOBILE PRODUCTIONS



# ASSET MANAGEMENT & STORAGE

STREAMLINE | Standard, Enterprise, Graphics

STREAMLINE.CLOUD

STREAMLINE NEWS VIDEO SUITE | MAM, Storage & Playout for News

EVO | Networked Storage



# CAMERAS

ACID CAMERA | H200-UHR, Z50-UCHR  
PIVOTCAM | PivotCam SE



# MULTI-SCREEN IMAGE PROCESSING

CARBONITE MOSAIC



# CHROMA KEYING

ULTRACHROME HR



\* Carbonite Black Chassis with UltraChrome HR Software

# INFRASTRUCTURE

## SIGNAL PROCESSING

OPENGear | Modular Signal Processing, OGX Frame  
MASTER CONTROL | MC1 openGear Card, MC1 Panel  
NIELSEN | Watermarks Encoder  
GATOR | 12G UHD Signal Processor  
RAPTOR EDGE | IP Gateway & Processor  
GEARLITE | Point of Use Signal Processing

NEWT | IP Point of Use Gateway  
MASTER SYNC & REFERENCE | SRG-2200, SRG-4400, ACO-4400  
AUDIO MONITORING | MB 651, MB-652

## CONNECTIVITY

ULTRIX 12G & IP ROUTER | 16x - 144x  
NK ROUTER | 16x4 - 144x144  
ULTRITOUCH | Touch Screen Control  
ULTRICORE BCS | Advanced Connectivity System Controller

ULTRICORE IP | IP Controller License for Ultracore BCS  
PRO-XI | Workstation Integrator



# IP TECHNOLOGY

OEM PRODUCTS | Market Ready Modules & System-on-Chip  
IGGY | Bidirectional AES67 & ST2110 to MADI converter  
BACH | ST2110 AES67 Audio Networking Module



# VIDEO SERVERS, REPLAY & DELAY


MIRA+ | Enhanced Replay System  
TRIA+ | Enhanced Production Server  
TRIA NEWS | News Clip Server  
AIRCLEANER | Live Events Delay

MIRA EXPRESS | Replay System  
TRIA EXPRESS | Video Clip Server - new 1080P version



# ROBOTICS

FURIO SKYDOLLY | Ceiling-Mounted Furio Dolly  
FURIO LIVE | Live Head, SE Dolly and SE Lift; PanBar and Joystick Controls  
FURIO STUDIO | VR100, VR600 Heads; SE & S2 Lifts; SE BlackBird  
CAMBOT | 520PT, 600PT, 700PT Heads; 600 BlackBird; 600XY & 700XY Free-Roaming Peds  
VRO | Manual Fluid Head with Tracking  
SMARTSHELL | Robotic Camera Control System



# VIRTUAL & AUGMENTED REALITY

TRACKLESS VIRTUAL

UX5 | Control System & Workflow  
VOYAGER | EPIC Unreal Engine 4  
ARVS Renderer



Ross Video has a complete range of technical services available to ensure that your Ultrocre installation is a success.

**Operational Training** can be provided at Ross Video, on-site or on the web. Experienced Ross operators will teach your staff to get the most out of your new system, and enhance your productions.

**Commissioning** is a service to help get your routing system properly configured, connected and installed. This service is performed by factory trained Ross technical staff.

**Technical Training** can be provided at Ross Video, on-site or over the web. Technical training will teach your engineering staff the technical details of the system you have purchased. System configuration, interfaces, databases, and routine maintenance procedures are some of the topics covered.

Ultrocre comes standard with a 1 year comprehensive warranty. **Extended Warranties** on hardware and software maintenance are available for an annual fee.

Technical advice is available on-line, by telephone, or email to Ross Video – **Included for the life of your system.**

#### Contact Us

Global: +800 1005 0100

North America: 1-844-652-0645

Email: [solutions@rossvideo.com](mailto:solutions@rossvideo.com)

Technical Support

Emergency: +1 613 349-0006

Email: [techsupport@rossvideo.com](mailto:techsupport@rossvideo.com)



[www.rossvideo.com](http://www.rossvideo.com)

## ROSS VIDEO LIVING LIVE!

### SOLUTIONS

Broadcast & Production  
Augmented Reality & Virtual Sets  
Sport & Live Events  
Legislative  
Mobile Production  
House of Worship  
Education  
Corporate

### PRODUCTS

Production Switchers  
Motion Graphics & Clip Servers  
Replay & Production Servers  
Robotic & Camera Systems  
Control Systems  
Routing Infrastructure  
Signal Processing Infrastructure  
News, Live & Social Production Management  
Asset Management & Storage

### SERVICES

Creative Services  
Mobile Production

© 2024 Ross Video Limited

Released in Canada.

No part of this brochure may be reproduced in any form without prior written permission from Ross Video Limited.

This brochure is furnished for informational use only. It is subject to change without notice and should not be construed as commitment by Ross Video Limited. Ross Video Limited assumes no responsibility or liability for errors or inaccuracies that may appear in this brochure.

MultiViewer Brochure\_240905

# ROSS